

PIONEERING PILOTS
OF SWEETWATER

A TEXAN'S HISTORIC
PLAY AT THE MASTERS

THE MOST OVERLOOKED
BIG BEND VISTA

Texas Coop Power

FOR KARNES EC MEMBERS

APRIL 2025

Jewels of the Sky

Dragonflies and damselflies
rule Texas skies
with deadly grace



WATERFURNACE UNITS QUALIFY FOR A 30% FEDERAL TAX CREDIT²

State of Texas

MONTHLY AVERAGE¹

\$53

for Geothermal Heating & Cooling



Symphony^{Insight}

**With WaterFurnace, the average Texan pays \$53/mo.
to provide heating, cooling and hot water for their home.**

WaterFurnace homeowners across the country are reaping the benefits of geothermal heat pumps by utilizing the unlimited reservoir of stored solar energy underground. A WaterFurnace geothermal system taps into this free and renewable resource to provide savings of up to 70% on heating, cooling, and hot water—with a comfort you have to experience to believe. Right now you can save thousands on installation thanks to a 30% federal tax credit². Contact our WaterFurnace Concierges Team to learn more today!



visit waterfurnace.com/TexasPower

WaterFurnace is a registered trademark of WaterFurnace International, Inc. ©2024 WaterFurnace International Inc.

1. 14.5¢ kWh – June 2024 Texa's Monthly Electricity Rate Average | Actual data powered by Symphony

2. ENERGY STAR rated units qualify for 30% through 2032, 26% through 2033 and 22% through 2034

April 2025



06 Ode to a Mighty Hunter

Texas' diversity of colorful dragonflies and damselflies beguiles bird and butterfly watchers.

By Sheryl Smith-Rodgers

10

The WASPs Who Flew Out of Sweetwater

Hundreds of female pilots made history at Avenger Field, where they're still celebrated.

By Pam LeBlanc

ON THE COVER
Widow skimmer dragonflies use their legs and fangs to catch and eat prey.
Photo by Kerry Carloy

ABOVE
Women Airforce Service Pilots trainees in the 1940s.
Photo courtesy Official National WASP WWII Museum, Sweetwater, Texas

04	Currents The latest buzz
05	TCP Talk Readers respond
16	Co-op News Information plus energy and safety tips from your cooperative
25	Footnotes in Texas History Playing Through <i>By Kevin Robbins</i>
26	TCP Kitchen Eggs <i>By Vianney Rodriguez</i>
30	Hit the Road Fish School <i>By Chet Garner</i>
33	Focus on Texas Photo Contest: Characters
34	Observations Overlooked (No More) <i>By Pam LeBlanc</i>



Troy Moore, a crew supervisor at Bluebonnet Electric Cooperative.

Grounded in Co-op Pride

WILLIAM KAISER JOINS the rest of Co-op Country in saluting a special segment of the workforce April 14, National Lineworker Appreciation Day.

As a groundman in the late 1940s, Kaiser, 96, helped construct power lines in Central Texas for San Bernard Electric Cooperative.

He did so from the back of a Burma Jeep, unspooling line around Hallettsville, about halfway between San Antonio and Houston. Bringing electricity to rural Texas was backbreaking work in the years after co-ops got their start, and all these decades later, Kaiser is proud of his role.

“Somebody had to lay those lines out through the right-of-way so that they could hang the lines on the pole,” he says. “It takes a whole crew, many people, to get to where the lineman could do his job.”

A job, Kaiser notes, that wasn’t for him: “I’m not somebody who likes to get up in the air.”



“A flower blossoms for its own joy.”

—OSCAR WILDE

FINISH THIS SENTENCE

The best view in Texas is ...

TCP Tell us how you would finish that sentence. Email your short responses to letters@TexasCoopPower.com or comment on our Facebook post. Include your co-op and town.

Here are some of the responses to our February prompt: **My first car was ...**

A 1953 Chevy with a nonworking reverse gear. Had to be creative in finding a place to park.

WANDA SIKES
TRINITY VALLEY EC
TERRELL

Such a clunker that it was on my mechanic’s lift so much that it had more miles on it vertically than horizontally.

JOE POLINO
TRI-COUNTY EC
GRANBURY

A hearse! Specifically, a 1958 Cadillac coach by Miller-Meteor. My father wanted to make sure if I got in an accident, it would be the other guy who got hurt.

JAY WEBER
PEDERNALES EC
ROUND ROCK

A used fluorescent yellow Ford Maverick. Living in a small town, my parents always knew where I was—no tracking/locator services needed!

PEGGY RUSTERHOLTZ
GRAYSON-COLLIN EC
LUCAS

Visit our website to see more responses.



TCP Contests and More

ENTER CONTESTS AT
TEXASCOOPPOWER.COM



\$500 RECIPE CONTEST

One-Skillet Dinners

FOCUS ON TEXAS PHOTOS

College Life

RECOMMENDED READING

We sure love telling you about intriguing insects—as we did with *The Bugs That Make You See Red* in February 2019. Find it at TexasCoopPower.com.

FEBRUARY 2025 It's Hip To Be a Square

"I square danced for 20 years. Nothing better for exercise, enjoyment, friendships."

DONNA DEAN HUTCHERSON
VIA FACEBOOK



DAVE SHAFER

Fun For All

I plan to send *It's Hip To Be a Square* [February 2025] to some folks who may be shy about trying square dancing or round dancing.

Cheryl Rush
Upshur Rural EC
Winnsboro

It brought back so many memories of when my hubby and I had a blast square dancing for so many years. It was very challenging, and the friendship was incredible.

Genny Pruitt
Nueces EC
Victoria

Not Light Reading

I enjoyed *Field of Beams* [December 2024] so much that I had a tear in my eye when I finished.

Roberta McLaughlin
Heart of Texas EC
Lorena



KENNY BRAUN

Bears in Texas

Around age 10 my friend and I were walking on a trail that ended at a dirt road. We saw a large black bear less than a football field away [Our Nosy New Neighbors, January 2025]. We cried and ran.

Then, my friend stopped running and started laughing. I turned around and saw the bear running away from us.

There were many black bears in Minnesota. None of our bear meetings turned out bad for anyone other than our garbage cans. But I still don't think people will like having that many bears in Texas.

Tyler Carlson
Pedernales EC
San Marcos

Black History Month

Thank you for the informative articles in February [Currents and *History to a Tea*] about the achievements and contributions of Black Americans in the U.S. and world. It is much appreciated.

Gabrielle Gordon
Tri-County EC
Tarrant County

TCP WRITE TO US
letters@TexasCoopPower.com

Editor, Texas Co-op Power
1122 Colorado St., 24th Floor
Austin, TX 78701

Please include your electric co-op and town. Letters may be edited for clarity and length.

Texas Co-op Power

TEXAS ELECTRIC COOPERATIVES BOARD OF DIRECTORS

Chair Avan Irani, Robstown
Vice Chair Bryan Wood, San Augustine
Secretary-Treasurer Cameron Smallwood, Burleson
Board Members Dale Ancell, Lubbock
Matt Bentke, Bastrop • Kerry Kelton, Navasota • Mark McClain, Roby

PRESIDENT/CEO Mike Williams, Austin

COMMUNICATIONS & MEMBER SERVICES COMMITTEE

Mike Ables, Belville • Kathi Calvert, Crockett
Marty Haught, Burleson • Tachi Hinojosa, Fredericksburg • Gary Miller, Bryan
Zac Perkins, Hooker, Oklahoma • Bryan Story, Blossom • Buff Whitten, Eldorado

MAGAZINE STAFF

Vice President, Communications & Member Services Martin Bevins
Editor Chris Burrows
Associate Editor Tom Widlowski
Production Manager Karen Nejtek
Creative Manager Andy Doughty
Advertising Manager Elaine Sproull
Communications Specialist Samantha Bryant
Digital Media Specialist Caytlyn Calhoun
Senior Designer Stacy Coale
Assistant Production Manager Alex Dal Santo
Print Production Specialist Grace Fultz
Food Editor Vianney Rodriguez
Communications Specialist Erin Sinclair
Communications Specialist Claire Stevens
Communications Specialist Kelly Tran
Proofreader Louie Bond

TEXAS CO-OP POWER Volume 81, Number 10 (USPS 540-560). *Texas Co-op Power* is published monthly by Texas Electric Cooperatives. Periodical postage paid at Austin, TX, and at additional offices. TEC is the statewide association representing 76 electric cooperatives. *Texas Co-op Power's* website is TexasCoopPower.com. Call (512) 454-0311 or email editor@TexasCoopPower.com.

SUBSCRIPTIONS Subscription price is \$5.11 per year for individual members of subscribing cooperatives and is paid from equity accruing to the member. If you are not a member of a subscribing cooperative, you can purchase an annual subscription at the nonmember rate of \$7.50. **Co-op members:** Please notify your co-op of address changes or other subscription requests.

POSTMASTER Send address changes to Texas Co-op Power (USPS 540-560), 1122 Colorado St., 24th Floor, Austin, TX 78701. Please enclose label from this copy of *Texas Co-op Power* showing old address and key numbers.

ADVERTISING Contact Elaine Sproull at (512) 486-6251 or espru@texas-ec.org for information about purchasing display ad space in *Texas Co-op Power* and/or in our 26 sister publications in other states. Advertisements in *Texas Co-op Power* are paid solicitations. The publisher neither endorses nor guarantees in any manner any product or company included in this publication.

COPYRIGHT All content © 2025 Texas Electric Cooperatives Inc. All rights reserved. Reproduction of this issue or any portion of it is expressly prohibited without written permission. Willie Wirehand © 2025 National Rural Electric Cooperative Association.



Texas Electric Cooperatives
A Touchstone Energy Cooperative



American MainStreet Publications





ODE TO A MIGHTY HUNTER

Texas' diversity of colorful dragonflies and damselflies beguiles bird and butterfly watchers

BY SHERYL SMITH-RODGERS

On the grassy edge of a dry irrigation canal, an emerald green insect darted about in the air. Then it landed on the limb of a thorny mesquite.

Armed with a camera, amateur naturalist Tripp Davenport of Uvalde aimed his long lens at the dazzling dragonfly and quickly snapped photos before it flitted away.

That morning in July 2017, he had visited the National Butterfly Center in South Texas in hopes

of spotting a red-mantled skimmer, a dragonfly from central Mexico that rarely ventures into Texas. Instead he found something even more special.

"When I looked at my images, I realized it was a dragonfly that I'd never seen before," says Davenport, a high school teacher and Medina Electric Cooperative member. "And I've seen nearly all of them in Texas."

Perplexed and excited, he called and texted pictures to some fellow naturalists. One beelined to Davenport's location. Another researched records and nailed down the species. "It was a secretive darter that had only been photographed twice before, in central Mexico," Davenport says. "My adrenaline was running!"

When you're a dragonfly chaser, that's what can happen. Like avid bird watchers, many chasers keep life lists of every species they've seen. Similarly, they may travel long distances in pursuit of dragonflies. Damselflies, too. The closely related insects, which have two pairs of long wings, elongated bodies and large compound eyes, are listed in the taxonomic group Odonata (derived from *odont*, a Greek root word for "tooth" that refers to their large chewing mandibles).

Luckily for Texans, our state is home to hundreds of species.

CLOCKWISE FROM LEFT A female eastern pondhawk dragonfly; dragonflies and damselflies have compound eyes made up of thousands of tiny eyes called ommatidia. The eastern amberwing is one of the only dragonflies that mimics a wasp. The great spreadwing is one of the largest damselflies in North America, with a length up to 2.4 inches, a 3-inch wingspan and a notable yellow stripe. A male eastern pondhawk with its prey.

PHOTOS THIS SPREAD KERRY CARLOY

Odonates (chasers call them “odes”) can typically be found near water but not exclusively. Their bodies come in a rainbow of hues—red, orange, yellow, green, blue and purple along with black and white. They can alternately beat and rotate their four membranous wings, enabling them to zip in all directions and even backward.

Using their aerial agility, odes hunt in the air and use their strong legs to snatch prey, such as butterflies, mosquitoes, bees and other insects, including other dragonflies. Odes have excellent vision, too. Not even the tiniest movement escapes their compound eyes made of thousands of tiny eyes called ommatidia.

Of the two groups, dragonflies can generally be identified by their thicker bodies and hindwings that are broader at their base than the forewings. They fly higher than damselflies and can reach speeds of up to 35 mph. At rest, dragonflies hold their wings open whereas damselflies fold their wings over their toothpick-thin bodies.

Worldwide, odonate species total more than 6,430, a number that’s tracked virtually at Odonata Central. The website maintains an extensive database compiled from information submitted by users who report their dragonfly



COURTESY TRIPP DAVENPORT

sightings and upload photos. According to the site, more than 490 odonate species occur in the U.S., and more than half (251 species) have been documented in Texas.

John Abbott, a Texas native who serves as the director of museum research and collections at the Alabama Museum of Natural History, has studied and written about dragonflies and damselflies since the early 1990s. Among his many publications, Abbott has authored *Damselflies of Texas* and *Dragonflies of Texas*, field guides published by the University of Texas Press.

In his opinion, there’s no better place than Texas to chase dragonflies.

“The state holds a unique geographic position where there’s mixing of eastern and western faunas and temperate and subtropical faunas,” Abbott explains. “This leads to the large number of odonate species that can be regularly observed in the state and tremendous opportunities for new species to be documented.”

He credits a growing number of natural history enthusiasts interested in odonates for making major contributions to what’s known about the species of Texas.


Among them are enthusiasts like Davenport and Martin Reid, a retired computer programmer from San Antonio who used to photograph mostly birds and butterflies.

“I got interested in dragonflies in 2001 when I saw a cool-looking insect eating one of my butterflies,” Reid recalls. “I took a picture, and that was it. I was hooked on dragonflies.”

Since then, Reid has sought out odonates across the country as well as in Mexico, Peru, Panama, England and other distant places. But he prefers to focus on Texas species, of which he’s photographed 230.

“Whenever there’s been a new species found in the state, I dash out and try to catch up with it,” he says. “I get tips from Facebook or when someone texts me with a sighting.”

Life for dragonflies and damselflies begins in the water, where some species deposit eggs. Others insert eggs into



LOVE ON THE WING

Butterflies and flies mate back-to-back. Not odonates. During mating, their slender bodies curl and join together (like these double-striped bluet damselflies) to form a heart-shaped “wheel” that’s unique among insects. They remain in this position for a few minutes or hours.

KERRY CARLOY



OPPOSITE One of the first photos captured in Texas of a secretive darner dragonfly, at the National Butterfly Center in South Texas.

CLOCKWISE FROM LEFT A male checkered setwing dragonfly. A male American rubyspot damselfly, found in all but two of the lower 48 states. A male neon skimmer dragonfly.

vegetation or rotting wood near water. From the eggs hatch aquatic larvae that look like big-eyed creepy crawlers. After shedding their hard skins in a series of molts, the nymphs emerge from the water and morph into winged adults.

All across Texas, adult odonates fly from spring through fall. Some occur year-round. Most adult damselflies live two to four weeks; dragonflies live four to six weeks. But some odonates survive several months.

They're best found around freshwater, where they hunt and mate. Large open spaces, such as yards, fields and parking lots, may attract hungry odes in search of winged prey.

On their travels, Reid and Davenport have frequented the Christmas Mountains Oasis, 70 miles south of Alpine in far West Texas. Since 1996, owner Carolyn Ohl-Johnson, a member of Rio Grande Electric Cooperative, has worked to transform 5 acres of her scrubby ranchland into a lush hot-spot for birds, butterflies, and, more recently, dragonflies and damselflies. So far, she has tallied 65 species.

"I remember when Tripp Davenport found a California spreadwing here," she says. "Since then, I've had hundreds of them. People come here specifically to see them and Mexican amberwings."

In Port O'Connor, on the Gulf Coast, longtime birder Petra Hockey, a member of Victoria Electric Cooperative, mostly taught herself about odonates.

Using her birding skills and Abbott's field guides, she documented local odonate species. She's since branched out to photograph dragonflies in the Big Bend, Pineywoods, Rio

Grande Valley and other places across Texas. Before a trip, she always researches her destination.

"I learn what dragonfly species are there and what habitats they're found in," Hockey says.

"What time of the day do they fly? Do they fly high or low? How do they perch? As you get more into dragonflies, you learn how interesting and unique they are."

That uniqueness fascinates retired teacher Kerry Carloy, who lives north of Dallas in Lewisville and is a CoServ member. He frequents local natural areas in search of dragonflies. "Their intelligent design to me says they weren't an accident," he says. "I try to get that point across through my photos."

"They're interesting because they can maneuver with such agility," he adds. "They have 360-degree vision, and you can watch them crunch insects up with their teeth."

Though he's chased dragonflies around the world, Brian Gooding, a quality engineer who lives in Plano, doesn't keep a life list.

"Numbers aren't important to me," he says. "My challenge is to take the best picture that I can, even if it's a common species. I've used some of my best pictures to help educate people about dragonflies and how cool they are."

They can also be wise. Gooding recalls the time he watched two male eastern pondhawks fighting over territory at the Colleyville Nature Center northeast of Fort Worth.

"After they were done, they went back to their respective perches and carried on with existing," he says. "That's when I realized I need to be more like them and let go of negative stuff in my life. It was a great lesson to learn from a dragonfly." ■

Hundreds of female pilots made history
at Avenger Field, where they're still celebrated

The WASPs Who Flew Out of Sweetwater



BY PAM LEBLANC

They had to cinch up the waistbands of their oversized, hand-me-down flight suits, and they weren't allowed to climb out of a cockpit without applying fresh lipstick. The women who trained at Avenger Field in Sweetwater stepped up in a serious way.

They volunteered when more pilots were needed to fly vital stateside missions during World War II.

The National WASP WWII Museum, which opened in 2005 in a circa 1929 hangar at Avenger Field, celebrates the Women Airforce Service Pilots, or WASPs, who trained at the remote airbase, about 40 miles west of Abilene, as part of an experimental wartime program designed to free up male pilots for combat.

"A lot were young and single and free, but some were married—and some had children," says Lisa Taylor, executive director of the museum, located across Avenger Field from what is now Texas State Technical College, where the female trainees once lived in barracks.

"The feeling was, 'We have this skill, and there's a need for us.' They adored flying and were thrilled to fly, but they were also thrilled to be needed."

Applicants to the program, which ran for two years, had to have high school diplomas or the equivalent and be between the ages of 18 and 35, although at least one 17-year-old lied about her age to get in. They had to be at least 5 feet 4 inches tall, have a pilot's license, and pass a physical exam and interview to get a spot.

About 25,000 women applied, and 1,830 were accepted.

They came from all 48 states and Alaska and Hawaii. They were overwhelmingly white, but there were at least two Chinese Americans, a Native American and two Latina women. The program rejected Black applicants. They were high school dropouts and debutantes, blackjack dealers and teachers. One was a pinup girl. Some had worked as crop duster pilots or barn stormers, performing stunts in traveling shows.

OPPOSITE Women Airforce Service Pilots assigned to Camp Davis in North Carolina pose in front of a Beechcraft AT-11.

BELOW The courtyard between hangars at the National WASP WWII Museum features three steel cutouts based on a historical photograph of women arriving at the base.



ALL PHOTOS COURTESY OFFICIAL NATIONAL WASP WWII MUSEUM, SWEETWATER, TEXAS

The program officially started in Houston in November 1942, under the direction of pioneering aviators Jacqueline Cochran and Nancy Harkness Love. It quickly outgrew its space in Houston and moved to Avenger Field, where the women could live in bunks in on-site barracks.

The new location worked well. The airfield had two runways plus classroom space. The sparsely populated area's big skies and open fields suited the flight school's needs, and the stiff West Texas wind provided ample training opportunities.

The women spent half their days in ground school, learning meteorology, navigation, first aid, military law, Morse code, mechanics and parachute packing. The rest of the working day was spent learning to fly various military aircraft.

Many of the women were small and had a hard time reaching the pedals on aircraft designed for men. They used blocks of wood and parachute packs as cushions to make it work. One bragged that she was a "three-cushion pilot," meaning she stuffed three packs behind her back so she could operate the controls.

For their efforts, the women earned \$174.50 per month (about \$3,250 today), deducting \$1.65 for room and board. Because they were civil workers and not officially part of the U.S. military, they even had to buy their own uniforms.

Training lasted at least seven months, and about 40% of the recruits washed out before earning their wings. But ultimately, 1,102 women completed training.

Those who graduated were assigned to air bases around the country, where they went to work shuttling military personnel

Notable Texan WASPs

Millie Dalrymple

After her husband was shot down in a B-17 over Europe, Dalrymple of Llano took up flying, joined the WASPs and was soon flying B-17s herself.



Madge Moore

As a local who grew up just up the road from Sweetwater, in Haskell, Moore used dead reckoning—a navigational method of estimating a plane's current position

based on a previously known location, course, speed and time traveled—to ferry planes without working instruments.



Florene Miller Watson

Watson of San Angelo was one of just 25 women who qualified for a forerunner to the WASP program. She flew every type of plane used by the Army Air Corps.



and ferrying aircraft from base to base. The WASPs flew 78 different aircraft, including pursuit planes and bombers, and flight-tested others, flying more than 60 million miles.

Some of the women served as tow pilots, dragging targets 1,000 feet behind their planes so soldiers on the ground could practice firing at them with live ammunition. Others worked as instructors or practiced concealment, learning to lay smoke that would hide personnel on the ground.

Thirty-eight WASPs were killed during their service, including 11 who died in training accidents. The military didn't pay for their funerals, so fellow WASPs took up collections to send the women's remains home to family.

About 14,000 people visit the museum in Sweetwater every year, exploring two hangars filled with everything from flight suits to logbooks, part of a tow target, a flight simulator, medals, parachutes and four complete aircraft of the type the women used for training.

Visitors can take a turn at a chin-up bar like one the women used during daily calisthenics or grab a seat in a re-creation of a classroom, where a film leads them through what it was like as an incoming recruit reporting for duty. They can peer into a mock-up of a room in the barracks too.

Mostly, though, visitors can learn who the WASPs were as individuals. "They've all got really amazing stories," Taylor says, sharing a few as she walks through the museum.

When one group of WASPs traveled to California on a mission, they were arrested and briefly jailed for impersonating military pilots, Taylor says. Another WASP made an emergency landing in a farmer's field, and the family who owned the land fed and housed her for the night. Other stories describe WASPs who had to parachute to safety from their airplanes and WASPs who tested aircraft with engines prone to catching fire.

The names of all the WASPs, including those who didn't complete training, are listed on one wall of the museum, and visitors can access a database that includes information about each one. There are photos and handprints of many of the women.

Each April, the museum hosts a Homecoming Celebration & Fly-In, set for April 25–26 this year. While most of the

Homecoming Celebration & Fly-In

The National WASP World War II Museum will celebrate its 20th anniversary at this year's WASP Homecoming Celebration & Fly-In, Friday–Saturday, April 25–26. There will be museum tours, guest speakers, live reenactors, aviation games and a display of aircraft. For more information, go to wasmuseum.org/homecoming.



OPPOSITE A graduation ceremony August 7, 1943, at Avenger Field in Sweetwater.

ABOVE AND LEFT Nell "Mickey" Stevenson Bright, 103, knew she wanted to learn to fly when she was 8. She ended up being one of only 20 women chosen to train on B-25 bombers.

WASPs are now gone, their families, as well as members of the public, still attend.

At the 2012 homecoming, WASP Nell "Mickey" Stevenson Bright, who is now 103 years old, explained that she skipped meals as a teenager to pay for flying lessons. After becoming a WASP, she remembers standing in a shower wearing her flight suit to clean it.

"The thrill of flying those wonderful airplanes and getting paid for it—that was worth it," Bright, who is from Canyon, said at the time.

The WASPs were deactivated in December 1944, but it took more than 30 years before President Jimmy Carter signed a bill recognizing them as military veterans. In 2010, President Barack Obama awarded the WASPs Congressional Gold Medals, the oldest and most prestigious civilian award in the U.S.

Today, museum officials hope the institution can inspire the next generation.

"These women went to a lot of time and trouble to learn how to fly in a world that wasn't going to let them in," Taylor says. "So, what is it that you want to do and try, and what barriers will you need to overcome to leave a good legacy for yourself?" ■

TCP Tour Hangar 2 at the National WASP WWII Museum with Lisa Taylor, the museum's director.



A Timeless Haven Tailored for Your Craft.



From a small garage to tinker on your vintage automobile to an elaborate workshop to focus on your woodworking hobby, a residential storage and hobby building designed and constructed by Morton is crafted to provide a stronger, longer-lasting, better-looking structure customized to fit your needs. Don't settle for second best — because Morton has a quality that's unmistakable, just like you.

Visit mortonbuildings.com or call 800-447-7436.



Built Stronger. Lasts Longer. Looks Better.

GENERAL
MANAGERERIC
HALFMANN

Electric Co-ops Bring Unique Value to Communities

ELECTRIC COOPERATIVES stand out from other businesses because they're built and led by the communities they serve. As an independent, not-for-profit utility, Karnes Electric Cooperative is owned and governed by our members who live here—not by outside shareholders or investors.

That is a powerful distinction.

Here are a few ways co-ops like ours bring unique value to the local communities we serve.

We put people before profits. Co-ops don't make profits and provide at-cost service. Any excess revenue is returned to our consumer-members in the form of capital credits, typically as a bill credit or check.

Community comes first. We live and work here too, and we care deeply about our local communities. That's why we engage in development and revitalization projects, sponsor local students for scholarships and youth programs, and support local nonprofits and first responders, helping our neighbors in need.

Affordable, reliable power is our priority.

Karnes EC purchases electricity from our wholesale energy partner. Our cooperative business structure allows us to pool local resources and provide electricity at a lower cost than if we purchased it from outside sources.

We're focused on our members' energy needs—not only for today but for the long haul. We're advocating for smarter energy policies that prioritize reliability and affordability for all. We recognize we must be inclusive of all energy sources, which is why we work closely with our wholesale power provider to ensure use of a diverse mix of sources to generate the electricity we provide to our members.

Karnes EC is working to power a brighter future through innovation that meets tomorrow's energy needs. Reliable, affordable electricity is more important than ever before, and our focus will continue to be the best interest of the local communities we serve. ■





M. STOCK | ISTOCK.COM

Take Precautions With Perishable Foods During Power Outages

WE REFRIGERATE OR freeze foods to keep them fresh and prevent the spread of foodborne illnesses through the growth of microorganisms such as salmonella, E. coli and botulism. But what happens if the power goes out and your appliances stop working?

These food storage tips from the U.S. Food and Drug Administration can help you understand what to do with food during and after a power outage.

If you lose electricity, keep refrigerator and freezer doors closed as much as possible. Your refrigerator will keep food cold for about four hours if it's unopened. A full freezer will keep an adequate temperature for about 48 hours if the door remains closed. If your freezer is not very full, fill it up with gallon jugs of water. They'll help keep food safe longer.

Once power is restored, you'll need to determine the safety of your food. Here's how.

► If an appliance thermometer was kept in the freezer, check the temperature when the power comes back on. If the freezer thermometer reads 40 degrees or below, the food is safe and may be refrozen.

► If a thermometer has not been kept in the freezer, check each package of food to determine its safety. You can't rely on appearance or odor. If the food still contains ice crystals or is 40 degrees or below, it is safe to refreeze or cook. If in doubt, throw it out.

► Refrigerated food should be safe as long as the power was not out for more than four hours and the refrigerator door was kept shut.

► Discard any refrigerated perishable food (such as meat, poultry, fish, milk, eggs or leftovers) that has been at temperatures above 40 degrees for four hours or more. Perishable foods with temperatures that are 45 degrees or below (measured with a food thermometer) should be safe but should be cooked and consumed as soon as possible. ■

Karnes Electric Cooperative

CONTACT US

P.O. Box 7, Karnes City, TX 78118

Toll-Free 1-888-807-3952

Web karnesec.org

General Manager

Eric Halfmann

Board of Directors

Paul T. Brysch Jr., President, District 5

Clif Royal, Vice President, District 6

Larry R. Schendel, Secretary-Treasurer, District 1

Frank A. Geyer Jr., Assistant Secretary-

Treasurer, District 3

L. Scott McClaugherty IV, District 4

David Ross Nieschwitz, District 7

Boyd Vaughan, District 2

24/7 Outage Reporting

TOLL-FREE

1-888-807-3952

ONLINE

At karnesec.org using your SmartHub account, or use the SmartHub app on your mobile device.

Please be prepared to provide your account number and meter number.

PAYMENT OPTIONS

- Online or via the SmartHub app
- 24-hour pay-by-phone
- Auto bill pay
- Mail
- In person
- Night drop
- Kiosk

OFFICE LOCATIONS

Open Monday–Friday, 8 a.m.–5 p.m.

Karnes City Headquarters

1800 N. U.S. Highway 181, Karnes City

Pleasanton Member Service Center

1824 W. Goodwin St., Pleasanton

MISSION STATEMENT

Providing quality service to empower communities and improve lives.



Check us out at
TexasCoopPower.com/karnes

WE NEVER STOP.

Not everyone starts their day at the same time or in the same way.
But no matter when or how, Karnes Electric Cooperative
is there to help you power every moment of it.

Visit karnesec.org to discover the power of your co-op.

YOUR SOURCE FOR POWER. AND INFORMATION.



Electricity Theft and Vandalism Pose Safety and Financial Concerns

THEFT INVOLVING ELECTRICITY and related materials is a problem all electric utilities face, and it's a problem for electricity customers too. Since Karnes Electric Cooperative is member-owned, electricity theft ends up costing you—the member—money.

Theft of electricity is also extremely dangerous. Tampering with an electric meter can make it unsafe and unstable. When people steal electricity, they put themselves, their neighbors, family and pets—and the co-op's lineworkers—all at risk for electric shock.

Stealing electrical equipment and materials can also pose a significant risk to the culprit, resulting in injury or even death from electric shock.

Although electricity can be easily acquired through a utility, some people are still willing to risk physical damage or loss of life just for the sake of some free kilowatts. Others may not realize the serious legal and potential health implications.



Keeping power safe and affordable is a priority for Karnes EC. That's why we routinely inspect co-op meters and equipment to ensure we're doing our best to protect you from the risks of electricity theft. We take a proactive approach to this serious problem

in an attempt to eliminate theft and reduce related costs.

You can also play a role in this process by immediately notifying us if you suspect someone is gaining access to our power supply without paying their fair share of the costs or by tampering with equipment.

If you have information related to electricity or materials theft, please call us at 1-888-807-3952. Rest assured, we'll keep your name private.

Because you share in the ownership of Karnes EC, when people steal from the cooperative, they're stealing from you too. ■



MEGAN MYERS

Tex-Mex Bacon and Egg Squares

2 cans whole green chiles
(10 ounces each), drained
8 ounces grated sharp cheddar cheese
6 slices thick-cut bacon, cooked
and cut into bite-size pieces
6 eggs
Dash of hot sauce
Salt, to taste
Ground black pepper, to taste

1. Preheat oven to 350 degrees. Coat an 8-by-8-inch baking dish with cooking spray. Arrange chiles evenly in the dish, then sprinkle on cheese and bacon.

2. In a bowl, beat together eggs, hot sauce, salt and pepper, then pour evenly into the dish. Bake until eggs are firm and cheese has melted, 25–30 minutes. Cool 5 minutes, then cut into squares to serve.

SERVES 9

TCP Find this and more delicious recipes online at TexasCoopPower.com.



SAVE THE DATE

Karnes EC Annual Meeting

Thursday, June 12
Karnes City ISD
Performing Arts Center

OXSANA SAZHNEVA | ISTOCK.COM



Get Ready for Storm Season

Preparedness is the best defense

ALTHOUGH SPRING AND SUMMER allow more opportunities to enjoy the outdoors, the seasons unfortunately can create the perfect conditions for severe storms.

Karnes Electric Cooperative crews are always prepared and standing by to respond should power outages occur in our area. When severe storms cause power disruptions, our line crews take all necessary precautions before they get to work on any downed lines.

We encourage you to also practice safety and preparedness to protect your family during storms and outages.

The Federal Emergency Management Agency recommends the items below as a starting point for storm and disaster preparedness, but you can visit [ready.gov](https://www.ready.gov) for additional resources.

- ▶ Stock your pantry with a three-day supply of nonperishable food, including canned goods, energy bars, peanut butter, powdered milk, instant coffee, water and other essentials (i.e., diapers and toiletries).
- ▶ Confirm that you have adequate sanitation and hygiene supplies including towelettes, soap and hand sanitizer.
- ▶ Ensure your first aid kit is stocked with pain relievers, bandages and other medical essentials, and make sure your prescriptions are current.
- ▶ Set aside basic household items you'll need, including flashlights; batteries; a manual can opener; and a portable, battery-powered radio.
- ▶ Organize emergency supplies so they are easily accessible in one location.

▶ In the event of a prolonged power outage, unplug major appliances, TVs, computers and other sensitive electronics. This will help avert damage from potential power surges and will also help prevent overloading circuits during power restoration. Be sure to leave one light on so you'll know when power is restored.

▶ If you plan to use a portable generator, make sure it's rated to handle the amount of power you'll need, and always review the manufacturer's instructions to operate it safely.

▶ Listen to local news or a weather radio for storm and emergency information, and check Karnes EC's Facebook page for restoration updates.

▶ Severe storms can occasionally bring down power lines. If you see a downed line, always assume it's energized and never approach it. If flooding occurs, never walk through areas where power lines could be submerged.

▶ Advanced planning for severe storms or other emergencies can reduce stress and anxiety caused by the weather event and lessen the impact of the storm's effects.

▶ If you experience an outage, please don't report it on Facebook. Call our outage reporting number at 1-888-807-3952—this is the fastest way to let us know if your power is out.

No one wants to experience severe storms, but it can be hard to predict Mother Nature's plans. At Karnes EC, we recommend that you make a plan today—because storm preparedness is always our best defense. ■

Hide Easter Eggs Safely

- NOTHING SPOILS A FUN DAY of Easter egg hunting like an accident. Stay safe with these tips.
- ▶ If you're using real eggs, buy them no more than a few days before Easter.
 - ▶ Keep eggs refrigerated until you're ready to boil them, and cool cooked eggs in the fridge before dyeing.
 - ▶ Don't dye cracked eggs. Discard them.
 - ▶ Hide eggs no more than an hour before the hunt begins. Eggs should not go unrefrigerated for more than two hours. Longer could invite bacteria and food poisoning.
 - ▶ If you're hiding some of the eggs indoors, keep them away from electrical outlets, plugs, light sockets and extension cords. Choose hiding places at table height or lower to discourage climbing.
 - ▶ Outdoors, avoid placing eggs near air conditioning units, low-hanging overhead wires or in trees near power lines.
 - ▶ Fill in holes and uneven patches of ground in your yard, and pick up anything on the ground that children could trip on. They'll be focusing on finding eggs, not their footing.
 - ▶ Place eggs well within the boundaries of your lawn. Don't put them close to the street or driveways.
 - ▶ Bushes are great hiding places for eggs—and also for bees, snakes and other critters you won't want your children near.
 - ▶ Avoid bushes that are thorny or have recently been sprayed with pesticides.
 - ▶ To avoid dealing with rotten-egg smell the next day, make a list of where eggs are hidden so you won't forget to retrieve the ones your little ones can't find. ■



MARK YOUR CALENDAR

Grilled Cheese Day
Saturday, April 12

Lineworker Appreciation Day
Monday, April 14

Easter
Sunday, April 20

Earth Day
Tuesday, April 22

Administrative Professionals' Day
Wednesday, April 23

A Twist on Cornbread

Meet the East Texan who turned her childhood snack into a hit sandwich

STORY AND PHOTO BY ANNA MAZUREK

WHEN KITT WILLIAMS was 8, she took a break from watching *Gilligan's Island* to look for a snack in the kitchen—a simple quest that would become a pivotal career moment. Spying her mom's leftover cornbread on the counter, she used it to make a ham and cheese sandwich.

"I loved the taste of it," Williams says. "From that moment on, every time she had cornbread, I would make a cornbread sandwich."

Now Williams owns Kitt's Kornbread Sandwich and Pie Bar in downtown Jefferson. Hungry customers often line up down the block for her cornbread creation—two decades after it debuted.

But the journey to her culinary empire was anything but linear.

Williams and her mother, Sarah Rosetta Williams, moved from Dallas to Jefferson, a small town about 45 miles northwest of Shreveport, Louisiana, in 1992 to open a bed and breakfast. But when Sarah received a breast cancer diagnosis, the duo returned to the Metroplex for her treatments.

They eventually moved back to Jefferson and turned the bed and breakfast into a diner to make use of Sarah's culinary talents. "She could look in the refrigerator and see five things and find a whole meal out of that," Kitt says.

In 2003, the duo moved downtown to open Jefferson's House of Pies, an eatery that whipped up sweet and savory dishes, from Cajun meat pies to buttermilk pies. As the business grew, diners repeatedly requested sandwiches.

"I thought, 'Well, if I ever do a sandwich, it's going to have to be something different,'" Kitt says.

One of the signature menu items was Sarah's famous chicken and dumplings soup, which they started pairing with broccoli cornbread. One day, Kitt had a flashback to her childhood in the kitchen.

"The broccoli cornbread smells really good coming out of the oven," she explains. "And it just hit me: oh, cornbread sandwich. I used to do that, and I wonder if other people would want that."

It proved to be an instant hit.

When Hurricane Katrina devastated New Orleans in 2005, it also affected Jefferson's tourism traffic, Kitt says, prompting the Williamses to shut down the business and sell everything. After a few unsuccessful months of selling food at Canton's First Monday

Trade Days, a massive flea market closer to Dallas, Kitt's dread of having to work an office job inspired her to return to Jefferson and reopen the business with the cornbread sandwich as the star of the menu.

They reopened in their old location but quickly outgrew it as demand spiked. Kitt found a larger space in 2009, in a nearby former drugstore that needed a total renovation.

The booths and tables were a bargain, a \$300 yard sale find, and the oven was a steal on eBay. The bar was delivered an hour before the grand opening of Kitt's Kornbread Sandwich and Pie Bar. The old neon sign from Jefferson's House of Pies has an honorary spot in the front window.

One of Kitt's main challenges was perfecting the cornbread recipe so it wasn't too greasy or crumbly. Concocting the top-secret formula for their three flavors—original, broccoli and jalapeño (the most popular)—was a two-year mission that's constantly tweaked due to supply changes.

On Saturdays, the crowds stack up, like the ham, turkey and cheese between two slices of cornbread.

"If you've never had it, we always say you should get the jalapeño club all the way because that has the biggest wow factor when you first bite into it," Kitt says. Or order the Bigfoot Texan—a double-patty burger smothered with Texas chili, cheese and jalapeños followed by a slice from one of their most popular pies, buttermilk and chocolate pecan.

As the popularity grew, Sarah dove into franchising the business and opened a Carrollton branch in 2013 while also researching how to sell a cornbread bake mix. Three months after opening the new store, Sarah, a 15-year breast cancer survivor, died from stomach cancer, halting the expansion plans.


Kitt shut down the Carrollton location to focus on the original and carry on her mother's legacy in Jefferson. 2025 marks the 20th anniversary of Kitt's cornbread sandwich.

"We feel Mom is still here helping us," Kitt says. "It's a testament to our ancestry. My mom, my grandmother [and] my great-grandmother all had businesses that flourished even in hard times." ■

Kitt Williams with a double chocolate cream pie and cornbread club sandwich.




Kitt's
Kornbread Sandwich & Pie Bar



Playing Through

Golfer Lee Elder shot his way to the very top despite grave barriers

BY KEVIN ROBBINS • ILLUSTRATION BY ERIC KITTELBERGER

LEE ELDER WAS 40 when he played in his first Masters Tournament, the spring golf ritual in Augusta, Georgia, that represents the first of the four major championships each season. But his rather advanced age wasn't the story at all 50 years ago this month—in April 1975. Nor were the death threats.

The Dallas native had become the first African American to compete in the Masters. Augusta National Golf Club, which organizes and hosts the tournament, had finally responded to the civil rights movement of the 1960s. While the club had no formal policy banning Black players, it nonetheless had never extended an invitation to one.

That changed in 1971.

That year, the Masters announced that

any player who had won the previous season on the PGA Tour would automatically qualify—a policy that exists to this day.

Elder won the 1974 Monsanto Open in Pensacola, Florida. It was two weeks after Hank Aaron broke the Major League Baseball home run record set by Babe Ruth.

Elder's acceptance to play in the Masters generated massive publicity. It felt like a watershed moment in American sports.

"Move over, Hank Aaron," wrote *The Chicago Defender*, a Black newspaper. "There's enough room in the spotlight for at least two people." The threats soon followed.

In April, as the Masters neared, Elder rented two houses near the course for himself and his wife. He wanted no one

else to know where he would be while competing.

It was all so new and unnerving to the U.S. Army veteran who, along with his nine siblings, had lost his parents when he was young. Born in 1934, Elder caddied with his brother Raymond at Tenison Park Golf Course in Dallas, miles from the nearest course that allowed Black players. He moved to California in the 1940s to live with an aunt.

There he caddied, toiled in bag rooms, did odd jobs in pro shops and gradually learned to hit a golf ball straight and far.

Elder joined the United Golfers Association, a tour for Black players, who were, at the time, excluded by fiat from the PGA Tour.

Elder thrived on the UGA. He won 18 of 22 tournaments in one remarkable stretch. But that wasn't where the money and prestige were; UGA purses were a pittance. Elder joined the PGA Tour in 1968, seven years after it lifted its Caucasian-only policy.

That August, he took the mighty Jack Nicklaus to a playoff in Akron, Ohio. Elder had arrived. People knew his name.

He eventually won four tournaments in 448 starts on the PGA Tour, including once in Texas, at the 1976 Houston Open. He proved, with Charlie Sifford and Calvin Peete, that Black players belonged in professional golf.

Elder missed the 36-hole cut at that Masters (a tournament he would play five more times) in his 1975 debut. He later said he felt seen in a way he never had.

"The display from the employees at Augusta National was especially moving," Elder, who died in 2021, told *Golf Digest* in 2019. "Most of the staff was Black, and on Friday, they left their duties to line the 18th fairway as I walked toward the green.

"I couldn't hold back the tears. Of all the acknowledgments of what I had accomplished by getting there, this one meant the most." ■

Eggs

Hearty meals that just might be too good to limit to breakfast

BY VIANNEY RODRIGUEZ, FOOD EDITOR

Team salsa verde! I unapologetically drench salsa verde over all my dishes, but over eggs in a well of hash browns topped with bacon? This is what breakfast dreams are made of. Take this directly from the stovetop to the table and serve it family style.

Salsa Verde, Hash Brown & Bacon Breakfast Skillet

6 strips bacon, diced
6 cups frozen diced hash browns
¾ cup chopped red bell pepper
¾ cup chopped green bell pepper
½ cup chopped onion
1 teaspoon salt
¼ teaspoon ground black pepper
4 eggs
1 cup salsa verde
¼ cup chopped cilantro (optional)

1. In a large skillet over medium heat, cook bacon until crisp. Remove bacon and set aside. Drain, reserving 2 tablespoons of drippings in skillet.
2. Add hash browns, peppers, onion, salt and pepper to drippings. Cook 2 minutes while stirring.
3. Cover and cook about 15 minutes more or until potatoes are browned and tender, stirring occasionally.
4. Reduce heat to low. Make 4 wells in potato mixture. Break 1 egg into each well. Top each egg with ¼ cup salsa verde.
5. Sprinkle bacon over the top, cover, and cook until eggs are completely set, about 8–10 minutes.
6. Serve warm, garnished with cilantro if desired.

SERVES 4

TCP Follow Vianney Rodriguez as she cooks in Cocina Gris at sweetlifebake.com, where she features a recipe for Honey Flan.





Egg Puff & Stuff

MICHELE BRADLEY
GRAYSON-COLLIN EC

If you crave an easy, sticks-to-your-bones breakfast, this one has it all—veggies, sausage, eggs, cheese and a hint of spice. Served warm with a few slices of creamy avocado, this dish will keep you going all morning.

- 4 tablespoons extra-virgin olive oil, plus more as needed
- 1 small potato, diced
- ½ cup ground pork or turkey breakfast sausage
- ½ cup diced green bell pepper
- ½ cup diced red bell pepper
- ½ cup diced yellow bell pepper
- ¼ cup thinly sliced portabello mushrooms
- 2 tablespoons minced garlic
- 8 eggs
- 2 tablespoons cottage cheese
- 1 tablespoon Cajun seasoning
- ½ teaspoon crushed red pepper flakes
- Sliced avocado

1. Heat oil in a large skillet over medium-high heat. Add diced potato and sausage. Cook, stirring occasionally, until sausage is cooked through and potato is fork-tender.
2. Stir in peppers, mushrooms and garlic, and cook until vegetables are slightly tender, adding additional oil if needed. Remove from skillet and set aside.
3. In a bowl, beat eggs lightly. Add cottage cheese, Cajun seasoning and crushed red pepper flakes.
4. Pour egg mixture into skillet over medium-high heat. Run spoon across bottom of skillet to begin lightly scrambling eggs.

CONTINUED ON PAGE 28 >



\$500 WINNER

Easiest Breakfast Casserole

VALERIE KRUSE
TRI-COUNTY EC



Stuffing in a breakfast casserole? This recipe piqued my interest from the start, and boy was I happy I gave it a try. The stuffing addition gives this eggy dish a mouthful of flavor and bite. This casserole will feed a crowd, but you could also keep it for yourself and enjoy it for lunch all week.

- 9 eggs
- 3 cups milk
- 1 box stuffing mix (6 ounces), any flavor
- 1 pound ground breakfast sausage, cooked and crumbled
- 3 cups grated cheddar cheese, divided use

1. Coat a 9-by-13-inch baking dish with cooking spray.
2. In a large bowl, lightly beat eggs. Add milk, stuffing, sausage and 2 cups cheese. Stir to combine.
3. Spoon into prepared dish and top with remaining 1 cup cheese.
4. Cover with plastic wrap or aluminum foil and refrigerate overnight.
5. In the morning, allow casserole to sit at room temperature 30 minutes while the oven preheats to 350 degrees.
6. Bake uncovered 40–45 minutes or until lightly browned on top and toothpick inserted comes out clean.

SERVES 12–16

TCP \$500 Recipe Contest

ONE-SKILLET DINNERS DUE APRIL 10

It's a busy weeknight, and you need an easy one-dish dinner to fill up the family. What's your go-to? Send us your best skillet stunner, and you could win \$500. Enter by April 10.

UPCOMING: CANDIES AND FUDGE DUE MAY 10



RECIPES CONTINUED

5. Stir in cooked potato, sausage and vegetables to evenly coat with egg. Continue to cook until eggs are fully cooked.

6. Serve warm, topped with avocado.

SERVES 3-4

Easy Egg Bake

AMY STREET
MIDSOUTH EC

This egg bake packs all the flavors of a breakfast sandwich into a casserole. I love finding great recipes to have on hand for a lazy Sunday morning brunch with ingredients I have readily available in my kitchen. Fresh from the oven, I topped my slice with plenty of hot sauce—delicious!

1 tube crescent rolls (12 ounces)

1 pound pork breakfast sausage



½ cup diced green onion

8 eggs

1 cup milk

1 teaspoon salt

½ teaspoon ground black pepper

1 cup shredded cheddar cheese,
divided use

1 cup shredded mozzarella cheese,
divided use

1. Preheat oven to 400 degrees. Coat a 9-by-13-inch baking dish with cooking spray. Line crescent rolls along the bottom, pinching seams to seal. Bake 8 minutes, then remove from oven.

2. While crust is baking, cook breakfast sausage in a skillet over medium-high heat, breaking up with a spoon. Add green onion and continue to cook, stirring occasionally, until sausage is fully cooked. Remove from heat.

3. Reduce oven temperature to 350 degrees. Add eggs, milk, salt and pepper to a bowl. Whisk until thoroughly combined.

4. Spread sausage mixture over cooked crescent crust. Sprinkle half the cheddar and mozzarella over sausage. Pour egg mixture evenly over cheese and then sprinkle on remaining half of cheeses.

5. Bake 30 minutes or until top is lightly browned and toothpick inserted comes out clean.

SERVES 12

THERAPY TUBS

FOR ACTIVE ADULTS

Lifetime Warranty
Custom Sizes Available
100% Financing Available
A+ BBB Rating
Good Contractors List

45 JETS

BEST BUY WALK-IN TUBS
FEATURING "SEALTITE" TECHNOLOGY

Trusted by Texans for 20 Years
Tubs and Showers
Made in America
Visit Our Texas Showroom

Call for More Info
682-205-3532 • 888-825-2362
bestbuywalkintubs.com

Steel Mobile Home Roofing

Leaks? High energy bill? Roof rumble?

PERMA-ROOF
from Southern Builders

**TAX TIME
SAVE BIG
NOW!**

**Mobile Home Roofover
Systems Since 1983**
800.633.8969 • roofover.com

TCP E-news

Sign up now
TexasCoopPower.com/join



GRAPEVINE

WINE

LIVE MUSIC



FAMILY FUN

CRAFT BREWS

MAY 16, 17 & 18

41ST ANNUAL
MAY 16, 17 & 18, 2025
MAIN STREET FEST
A Timeless Texas Tradition
GRAPEVINE, TEXAS

Presented by

BANK of the WEST

Featuring
THE CRAFT BREW EXPERIENCE

FESTIVAL FOODS

GRAPEVINE TEXAS

JOIN US FOR
THREE DAYS OF
FAMILY-FRIENDLY
FUN IN
GRAPEVINE!

For tickets and information,
scan the code below, visit
MainStFest.com
or call 817.410.3185




44th Annual

Scarborough Renaissance Festival®

APRIL 5 THRU MAY 26

STEP BACK IN TIME FOR THE TIME OF YOUR LIFE

SATURDAYS, SUNDAYS & MEMORIAL DAY MONDAY

NEW IN 2025: ALL NEW JOUST TROUPE · DON JUAN & ESMERALDA
FAREWELL SEASON · JACQUES ZE WHIPPER FOR 2 WEEKS ONLY

GET YOUR DATE SPECIFIC
DISCOUNT TICKETS AT
SRFESTIVAL.COM TODAY!










Just 30 minutes south of Downtown Dallas off I-35E in Waxahachie.



COURTESY TODD WHITE STILLS AND MOTION

Fish School

For millions of fish, life starts at Sea Center Texas

BY CHET GARNER

MANY TEXANS WILL spend their entire lives chasing the big one on the Gulf Coast. They'll traverse marshes and bays in search of a bull red or spec worthy of hanging on the wall or, perhaps more importantly, posting on social media.

I've spent my share of afternoons casting but have never had half as much luck as I did in 10 minutes fishing the ponds outside Sea Center Texas in Lake Jackson, about an hour south of Houston. That's because many of the redfish and speckled trout in our state started their lives right here.

Sea Center Texas is an aquarium, science lab and fish nursery. It's where the Texas Parks and Wildlife Department breeds fish to populate our waters and educates the public on all the amazing creatures of our coast.

What immediately impressed me wasn't the live fish but the replicas of state-record saltwater fish covering the lobby walls. Let's just say the great hammerhead specimen still gives me nightmares.

I walked the halls of aquariums, each focusing on a different underwater ecosystem, from coastal marshes to deeper offshore waters. There was even a touch tank where I held a blue crab (pincers removed, thankfully).

I then grabbed a tour of the back-of-house where TPWD biologists raise millions (literally) of reds, trout and flounder. Outside is a wetlands boardwalk and 75 acres of tanks, including some open for public youth fishing. Luckily I had my kids in tow and was able to reel in a speckled trout much bigger than anything I've ever caught before. But, hey, I'll count it.

It's just one of the many reasons to plan a trip here instead of chasing the big ones all around the coast. ■

ABOVE Chet and Paul Cason, director of Sea Center Texas, with a speckled trout.

TCP Watch the video on our website and see all Chet's Explorations on *The Daytripper* on PBS.



Know Before You Go

Call ahead or check an event's website for scheduling details, and check our website for many more upcoming events.

APRIL

11

Carthage [11-12] Piney Woods Quilt Festival, (903) 754-1948, carthagetexas.com

12

Aubrey GreenFest on the Greenbelt, greenfestdenton.com

Lake Jackson Kids Reel Big Fish Event, (979) 297-4533, lakejacksontx.gov

McKinney [12-13] Spring Native Plant Sale, (972) 562-5566, heardmuseum.org

19

Fairfield Easter Eggstravaganza, (903) 389-5792, fairfieldtexaschamber.com

23

Corsicana [23-26] Derrick Days, (903) 654-4850, derrickdays.com

25

Burnet [25-26] Highland Lakes Quilt Festival, hlqguild@gmail.com, hlqg.org

26

Burton Cotton Gin Festival, (979) 289-3378, texascottonginmuseum.org

Castroville Alsatian Festival of Texas, castrovilletx.gov

Channing Hogs at the Point, (806) 935-5598, talonpoint.org

Fredericksburg Volunteer Fire Department Fish Fry, (830) 997-7521, fbgtx.org

Huntington Homestead Festival, shophuntingtontx.com

Huntsville Gen. Sam Houston Day, (936) 294-1832, samhoustonmemorialmuseum.com

Kerrville Hill Country Chorale Spring Concert, (830) 321-0303, hillcountrychorale.org

Tomball Rails & Tails Mudbug Festival, (281) 290-1035, tomballtx.gov

Brazoria [26-27] Migration Celebration, 1-844-842-4737, migrationcelebration.org

Temple [26-27] Texas State Button Society Spring Show and Sale, (512) 892-4265, texasstatebuttonociety.com

MAY

2

Fort Worth UNT One O'Clock Lab Band Spring Showcase, (817) 212-4280, basshall.com

Taylor [2-3] Chisholm Trail Quilt Guild Quilt Show, ctquiltguild.org

3

El Campo Cinco de Mayo Celebration, (979) 275-1600, eclostlagoon.com

Fairfield Lemonade Day, (903) 389-5792, fairfieldtexaschamber.com

New Ulm Honey Bee Jubilee, (713) 568-5584, newulmtexas.org

San Marcos Heritage Home Tour, (512) 392-4295, heritagesanmarcos.org

Comfort [3-4] Hill Country Two-Step, texasminimilkers.org

TCP Submit Your Event

We pick events for the magazine directly from TexasCoopPower.com. Submit your July event by May 1, and it just might be featured in this calendar.

Roadtrip!

Charm around every corner

Cherished history

Shop 'til you drop

Discover over 7,000 Azaleas

start planning!

Nacogdoches
Texas Starts Here




Bank C.D.'s Due? CALL US NOW

1-800-359-4940 TEXAS TOLL-FREE
www.mattsonfinancialservices.com

BLAKE MATTSO, CFP™
Signal Securities, Inc., 5400 Bosque, 4th Floor, Waco, TX 76710
Serving Customers All Over Texas

All C.D.'s are insured to \$250,000 per institution by the F.D.I.C. All C.D.'s are subject to availability. Securities offered thru Signal Securities, Inc., Member FINRA/SIPC 700 Throckmorton, Ft. Worth, TX 76102. (817) 877-4256.

BRUSH SHARK



SKID STEER MOUNTED SHEAR

- 1/2" to 6" diameter trees and brush.
- Perfect for cedar, shin oak, persimmon, mesquite.

(512) 263-6830 • www.brushshark.com

WE BUY MINERALS




We pay cash for **producing** or **non-producing** mineral interests.

CALL US TODAY! 1-888-735-5337


Restoring and Preserving Our History

The Friends of Gillespie County Country Schools



In the heart of the Texas Hill Country visit 17 historic one-room schools built between 1847 and 1936 by following the 120 mile Gillespie County Country Schools Driving Trail through the scenic Fredericksburg, Texas countryside.

A Driving Tour map and an Open House schedule are available on our website.

WWW.HISTORICSCHOOLS.ORG 

All schools listed on the National Register of Historic Places. Member of Country School Association of America.

Grab Your Piece of America's Silver Legacy

**99.9% Fine
Silver Bars**

Actual size is
30.6 x 50.4 mm

Fill Your Vault with Morgan Silver Bars

Not only are these hefty bars one full Troy ounce of real, .999 precious silver, they're also beautiful, featuring the crisp image of a Morgan Silver Dollar struck onto the surface. That collectible image adds interest and makes these Silver Bars even more desirable. Minted in the U.S.A. from shimmering American silver, these one-ounce 99.9% fine silver bars are a great alternative to one-ounce silver coins or rounds. Plus, they offer great savings compared to other bullion options like one-ounce sovereign silver coins. Take advantage of our special offer for new customers only and save \$10.00 off our regular prices.

Morgan Silver Dollars Are Among the Most Iconic Coins in U.S. History

What makes them iconic? The Morgan Silver Dollar is the legendary coin that built the Wild West. It exemplifies the American spirit like few other coins, and was created using silver mined from the famous Comstock Lode in Nevada. In fact, when travelers approached the mountains around the boomtown of Virginia City, Nevada in the 1850s, they were startled to see the hills shining in the sunlight like a mirror. A mirage caused by weary eyes?

No, rather the effect came from tiny flecks of silver glinting in the sun.

A Special Way for You to Stock Up on Precious Silver

While no one can predict the future value of silver in an uncertain economy, many Americans are rushing to get their hands on as much silver as possible, putting it away for themselves and their loved ones. You'll enjoy owning these Silver Bars. They're tangible. They feel good when you hold them, You'll relish the design and thinking about all it represents. These Morgan Design One-Ounce Bars make appreciated gifts for birthdays, anniversaries and graduations, creating a legacy sure to be cherished for a lifetime.

Order More and SAVE

You can save \$10.00 off our regular price when you buy now. There is a limit of 25 Bars per customer, which means with this special offer, you can save up to \$250.

Hurry. Secure Yours Now!

Call right now to secure your .999 fine silver Morgan Design One-Ounce Silver Bars. You'll be glad you did.



One-Ounce Silver Morgan Design Bar
\$49.95 ea.

Special offer - \$39.95 ea. +s/h **BUY MORE
SAVE MORE!**

SAVE \$10 - \$250

Limit of 25 bars per customer

**Free 1-oz Silver Bullet -
.45 Caliber Pistol Round Replica
with every order over \$299
(A \$69.95 value!)**



FREE SHIPPING over \$99!

Limited time only. Product total over \$99 before taxes (if any). Standard domestic shipping only. Not valid on previous purchases.

For fastest service call today toll-free

1-888-201-7144

Offer Code MSB314-06

Please mention this code when you call.

SPECIAL CALL-IN ONLY OFFER

GovMint • 1300 Corporate Center Curve, Dept. MSB314-06, Eagan, MN 55121

GovMint® is a brand of Asset Marketing Services, LLC (AMS). AMS is a retail distributor of coin and currency issues and is not affiliated with the U.S. government. The collectible coin market is unregulated, highly speculative and involves risk. Prices, facts, figures and populations deemed accurate as of the date of publication but may change significantly over time. All purchases are expressly conditioned upon your acceptance of our Terms and Conditions (www.amsi-corp.com/terms-conditions); to decline, return your purchase pursuant to our 30 day Return Policy (www.amsi-corp.com/product-return-policy). ©2024 Asset Marketing Services, LLC.

GOVMINT®
THE BEST SOURCE FOR COINS WORLDWIDE

Characters

Whether your friends be of a feather or the four-legged variety, they bring a unique flavor to life in Texas. As these photos attest, being true to oneself is joyful.

CURATED BY GRACE FULTZ



1

1 THERESA MCKEE
FANNIN EC

"This guy has been iconic over the years. He truly is a Texas character!"

2 PAUL GARCIA
MEDINA EC

"It took me forever to get this shot. I had about 10 hummingbirds at my feeder and had an idea about trying to hand-feed them."

3 MARY CARUTH
PEDERNALES EC

Cheese! This was taken at Dripping Springs Distilling.

4 AMY SAYLAK
BRYAN TEXAS UTILITIES

"A Texas girl with her first cap gun, Sneaky Pete!"



3



2



4

Upcoming Contests

DUE APR 10 College Life
DUE MAY 10 Off-Road Adventures
DUE JUN 10 Heroes



Enter online at TexasCoopPower.com/contests.

TCP See Focus on Texas on our website for many more Characters photos from readers.



Overlooked (No More)

The best view in the Big Bend is worth the trek

BY PAM LEBLANC
PHOTO BY CHRIS LEBLANC

FROM MY VANTAGE point on the side of a rocky slope high above the Rio Grande, the river looks like a glinting horseshoe far below.

I think it's the best view in the Big Bend region, and that's saying a lot. I've spent hours gazing down at the rippling desert floor from the South Rim, watching the sun sink behind the Window in the Chisos Basin and peering upriver at Santa Elena Canyon.

But this view, from the western edge of Mesa de Anguila, surpasses all of those, and few hikers make the trip. The mesa, an 11-mile hump of land that juts like a broken pinkie off the western side of Big Bend National Park, is one of the least-visited areas of the park.

I first discovered the overlook six years ago, during a challenging multiday back-

packing trip down the spine of the mesa. Now I make a much easier 2.5-mile jaunt to reach the overlook.

Here, the desert closes in for a prickly hug. With its shattered rocks and cactuses that look like bouquets of steak knives, this remote spot feels like the backdrop of an old *Star Trek* episode.

You've probably seen photographs of Horseshoe Bend at the Glen Canyon National Recreation Area in Arizona, where Instagrammers famously flock to snap photos of themselves high above a U-shaped section of the Colorado River. This, to me, is the Texas equivalent.

To get here from the park's west entrance, drive 21 miles west along FM 170 to Lajitas. The Mesa de Anguila Trail starts behind the Lajitas Golf Resort, next to a sign that says, "Poisonous snakes and insects may be present."

The first mile and a half of the trail zigzag through flat desert, dipping into shallow arroyos and winding past scrub. There is no shade; bring plenty of water, even in winter.

After about 30 minutes plodding through the desert, the trail starts to climb up a rocky gully. You'll get a quad-burning workout as you ascend 600 feet over half a mile. You might need to use your hands as you clamber over rocks as big as armchairs and tiptoe through spillways of scree.

When you reach the saddle at the top, just past the 2-mile point, the main trail continues straight. Instead of following that path, look for a faint trail to your right. Make your way up the hill, then look south, toward Mexico.

Voilà.

Find a good boulder to sit on, and take it in. I could sit for hours, contemplating the way the river embraces the land.

They say horseshoes bring good luck. In this case, I'm sure it does. Anyone who makes it to this spot is lucky to take in such a beautiful view. ■

Author Pam LeBlanc takes in the view from the western edge of Mesa de Anguila in Big Bend National Park.

How is this even possible? This necklace is FREE!

A Huge Carat Weight for the Incredible Price of F-R-E-E

JOIN MORE THAN
3 MILLION
STAUER JEWELRY
CLIENTS



A.

You may think you know what "priceless" means—usually, it just means "astronomically expensive." But not at Stauer. Priceless means FREE.

Stauer is smashing luxury norms with our **FREE 77-Carat Durango Howlite Necklace**. That's right—zero dollars.* This genuine howlite piece, valued at \$299, is yours for **FREE**—just cover \$24.70 for shipping and processing. Plus, we'll send a **\$25 Discount Coupon**, making shipping Better Than Free! No tricks, no obligation—though resisting our luxury deals won't be easy.

B.



Why give away jewelry? Because once you see Stauer's rare gemstones and vintage-inspired watches, we know you'll fall in love. If not, keep your **FREE** necklace—no hard feelings.

C.



Howlite, discovered in Nova Scotia, has been a gemologist's secret, often compared to turquoise. Our Durango Collection channels classic Southwest jewelry, featuring blue-green beauty in oxidized silver settings. Get nearly **160 carats** for just **\$79!**

This deal won't last—we only have **2,500 left**. Call now to claim your **FREE** necklace and experience a new kind of priceless luxury!

Jewelry Specifications:

- Enhanced howlite.
- Oxidized silver finish.
- Necklace: 23" + 2", lobster clasp.
- Earrings: 3" drop, French wire.
- Bracelet: 7", elastic.



Durango Collection—Call In Only

- | | | | | |
|--------------------------|------------------|--------------|-------|-------------------|
| A. Necklace (77 ctw) | \$299 | FREE* | + S&P | Save \$299 |
| B. Earrings (23 ctw) | \$199 | \$49* | + S&P | Save \$150 |
| C. Bracelet (58 1/2 ctw) | \$299 | \$49* | + S&P | Save \$250 |

Set of all 3 ~~\$797~~ **\$79*** + S&P **Save \$718**

*Special price only for customers using the offer code.

1-800-333-2045

Your Insider Offer Code: **DHC120-01**

* This offer is valid in the United States (and Puerto Rico) except in TX, FL, CO, OK, RI, NH, WV, OR, SC, VA, CA and ID. These state residents will be charged one cent (\$.01) + shipping & processing for the item. Void where prohibited or restricted by law. Offer subject to state and local regulations. Not valid with any other offers and only while supplies last. This offer is limited to one item per shipping address. ** Free is only for customers using the offer code versus the price on Stauer.com without your offer code.

Stauer, 14091 Southcross Drive W., Dept. DHC120-01, Burnsville, MN 55337 | www.stauer.com

Stauer® | AFFORD THE EXTRAORDINARY®

ACT NOW AND GET
20% OFF
All Windows and Doors¹

Minimum purchase of 4

TAKE AN EXTRA
\$100 OFF Your
Entire Purchase¹

Minimum purchase of 4

AND NO Money Down | NO Monthly Payments | NO Interest for 12 months¹

Minimum purchase of 4 – interest accrues from the date of purchase, but is waived if paid in full within 12 months

TESTED, TRUSTED, AND TOTALLY PROVEN.³

"My overall experience was great. I love the window, and from sales to scheduling, the experience was very good. The installers are highly skilled professionals and I would recommend Renewal by Andersen to all my contacts."

LYNN F. | RENEWAL BY ANDERSEN CUSTOMER

More 5 Star Reviews



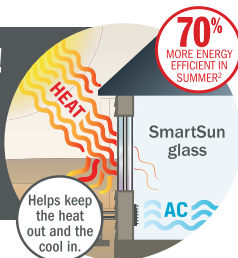
Than Other Leading Full-Service Window Replacement Companies⁴



Nation's Best Warranty[†]

KEEP THE COOL AIR IN AND THE HEAT OUT!

Solving your window problems and having a comfortable home is easy and enjoyable when you choose Renewal by Andersen. Take advantage of this great offer to save money on your window project – and help save on high energy bills for years to come!



**RENEWAL
by ANDERSEN**
FULL-SERVICE WINDOW & DOOR REPLACEMENT

Offer Ends May 31

Call for your **FREE** consultation.



855-560-3065

[FINDYOURWINDOW.COM](https://www.findyourwindow.com)

¹**DETAILS OF OFFER:** Offer expires 5/31/2025. Not valid with other offers or prior purchases. Get 20% off your entire purchase and 12 months no money down, no monthly payments, no interest when you purchase four (4) or more windows or entry/patio doors between 4/1/2025 and 5/31/2025. Additional \$100 off your purchase, minimum purchase of four (4), taken after initial discount(s), when you purchase by 5/31/2025. Subject to credit approval. 12-month Promo Period: while no payments are due, interest accrues but is waived if the loan is paid in full before the Promo Period expires. Any unpaid balance owed after the Promo Period, plus accrued interest, will be paid in installments based on the terms disclosed in the customer's loan agreement. Financing is provided by various financial institutions without regard to age, race, color, religion, national origin, gender, or familial status. Savings comparison based on purchase of a single unit at list price. Available at participating locations and offer applies throughout the service area. See your local Renewal by Andersen location for details. License numbers available at renewalbyandersen.com/license. Some Renewal by Andersen locations are independently owned and operated. [†]Review aggregator survey of 5-star reviews among leading national full-service window replacement companies. January 2024 Reputation.com. [‡]It is the only warranty among top selling window companies that meets all of the following requirements: easy to understand terms, unrestricted transferability, installation coverage, labor coverage, geographically unrestricted, coverage for exterior color, insect screens and hardware, and no maintenance requirement. Visit renewalbyandersen.com/nationsbest for details. ²Values are based on comparison of Renewal by Andersen® double-hung window U-Factor to the U-Factor for clear dual-pane glass nonmetal frame default values from the 2006, 2009, 2012, 2015, and 2018 International Energy Conservation Code "Glazed Fenestration" Default Tables. ³Based on testing of 10 double-hung units per ASTM E2068 20 years after installation. "Renewal by Andersen" and all other marks where denoted are trademarks of Andersen Corporation. © 2025 Andersen Corporation. All rights reserved. RBA14201 ⁴Using U.S. and imported parts.