

PICKIN' OUT A
BANJO MAKER

BIRDS, BIRDS EVERYWHERE
ON THE COAST

THE BEST CHRISTMAS
GIFT I EVER GAVE

Texas Coop Power

FOR ELECTRIC COOPERATIVE MEMBERS

DECEMBER 2023

Holiday Chill

Slow cookers' myriad
uses make spreading
the joy so easy



Heirloom Vegetable Seed Kits

100% NON-GENETICALLY MODIFIED • 100% NON-HYBRID



Start A Home Garden Or Store Seed Vaults For Years To Come!

Provide for your family with 100% Non-GMO / Non-Hybrid heirloom seeds that have been passed down from generation to generation.



(125) VARIETY SEED KIT / AMMO BOX

(With Ammo Storage Box) Survival seed kit includes over 22,000 seeds & 125 varieties of vegetables, fruits, & herbs, packed in an ammo box, for maximum shelf life.
100% Non-GMO. **\$119**

(50) VARIETY HEIRLOOM SEED KIT

(With Mylar Storage Bag)
Includes 50 varieties of vegetables, fruits, & herbs, packed in a moisture proof, mylar storage bag.
100% Non-GMO. **\$49**

Now Shipping Fresh Seeds For the 2024 Growing Season!



Family-Owned & Operated.
Cave Springs, Arkansas

ORDER ONLINE:
HeartsgoodFarms.com

OR BY PHONE:
(866) 861-7111

December 2023



06

Strings Attached

A Houston woodworker turns rich woods into custom banjos with a lot of dedication and sandpaper.

Story by Margaret Buranen
Photos by Nathan Lindstrom

10 Counting on Christmas

Matagorda County continues to lead the way in an annual nationwide bird count.

By Pam LeBlanc
Photos by Erich Schlegel

04

Currents

The latest buzz

05

TCP Talk

Readers respond

16

Co-op News

Information plus energy and safety tips from your cooperative

25

Footnotes in Texas History

How Texas Became a Desert
By W.F. Strong

26

TCP Kitchen

Slow Cooker
By Vianney Rodriguez

30

Hit the Road

Art and Parts
By Chet Garner

33

Focus on Texas

Photo Contest: Mailboxes

34

Observations

The Best Christmas Gift I Ever Gave
By W.A. McCormick

ON THE COVER

Slow Cooker Holiday
Punch (recipe on Page 26).
Photo by Jason David Page

ABOVE

A banjo handmade by
David Getman.
Photo by Nathan Lindstrom




Make Your Tree a Cut Above

CUTTING DOWN your own Christmas tree can be a fun family outing that gets everyone in the holiday spirit.

The Texas Christmas Tree Growers Association website lists dozens of Christmas tree farms in the state. You might find one near you.

Did you know that most trees grown in Texas are between 3 and 6 years old when they're sold as Christmas trees?



A Year in Big Bend

Photographer and writer E. Dan Klepper, an occasional contributor to *TCP*, was selected to provide the photos for the Big Bend National Park 2024 Calendar. Order your copy and support the Big Bend Natural History Association at bbnha.org.

FINISH THIS SENTENCE

Can't I have just one more ...

TCP Tell us how you would finish that sentence. Email your short responses to letters@TexasCoopPower.com or comment on our Facebook post. Include your co-op and town.

Here are some of the responses to our October prompt: **I collect ...**

Memories of people who extend small acts of kindness.

LORETTA BEDFORD
DEEP EAST TEXAS EC
SAN AUGUSTINE

Vintage clothing. I enjoy designing unique outfits. It's like a snapshot of history that lives on.

HEATHER MCMEANS MCCARROLL
VIA FACEBOOK

Nothing. But cats seem to collect me.

VALLEE GREEN
BLUEBONNET EC
ELGIN

Sand from every beach I visit in hopes of retiring to a beach someday.

SHIRLEY WETSEL
SOUTH PLAINS EC
WOLFFORTH

Things my children will throw away someday.

LISA STAPLETON
CENTRAL TEXAS EC
FREDERICKSBURG

Visit our website to see more responses.

TCP Contests and More

ENTER CONTESTS AT
TEXASCOOPPOWER.COM

\$500 RECIPE CONTEST
Spring Cakes

FOCUS ON TEXAS PHOTOS
Pollinators

RECOMMENDED RECIPES

Don't let National Cookie Day, December 4, pass without trying—and sharing—some of the cookie recipes on our website. We have dozens. Just search "cookies."



Our Cup of Tea

“I so enjoy your publication. It’s like sitting down with a friend and a cup of tea.”

MAX BERNREUTER
PEDERNALES EC
CEDAR PARK



JULIA ROBINSON

Root of All Evil?

That’s cute—so which one is picking on my fiddle leaf and plumeria [Currents, *Planter Banter*, September 2023]?

Rachelle Shockey
Via Facebook

Three Cheers For ...

I would like to thank Vianney Rodriguez for the spectacularly delicious Three-Bean Salad recipe [October 2023]. This is a keeper!

Laura Fortenberry
Panola-Harrison EC
Carthage

Uplifting Story

It was so much fun to see my hometown high school, McGregor High School (class of 1958), featured for its rocket science project [*It’s Rocket Science (And so Much More)*, October 2023].

McGregor has quite the history in that arena. My great-grandparents had land

that was used during World War II for a bomb plant. Later it was used by Rocket-dyne to produce solid jet fuel. Now SpaceX is close by.

Kudos to the teachers who are teaching them to think for themselves and be challenged.

Joan Roberts
CoServ
Denton

These students embody all that makes America the best in the world.

Whenever I encounter a young person who is courteous and has a goal, be it college or a trade school or just a job, I take the time to thank them and let them know that I am proud of them, for they are the future of our country.

Ted Pasche
CoServ
Argyle

TEXAS ELECTRIC COOPERATIVES

BOARD OF DIRECTORS

Chair Neil Hesse, Muenster

Vice Chair Avan Irani, Robstown

Secretary-Treasurer Bryan Wood, San Augustine

Board Members Dale Ancell, Lubbock
Mark McClain, Roby • Julie Parsley, Johnson City • Brandon Young, McGregor

PRESIDENT/CEO Mike Williams, Austin

COMMUNICATIONS & MEMBER SERVICES COMMITTEE

Mike Ables, Bellville • Matt Bentke, Bastrop
Marty Haught, Burleson • Gary Miller, Bryan
Zac Perkins, Hooker, Oklahoma
John Ed Shinpaugh, Bonham
Rob Walker, Gilmer • Buff Whitten, Eldorado

MAGAZINE STAFF

Vice President, Communications & Member Services Martin Bevins

Editor Chris Burrows

Associate Editor Tom Widlowski

Production Manager Karen Nejtek

Creative Manager Andy Doughty

Advertising Manager Elaine Sproull

Communications Specialist Jéden Clark

Assistant Production Manager Alex Dal Santo

Print Production Specialist Grace Fultz

Digital Media Specialist Caytlyn Phillips

Senior Communications Specialist Jessica Ridge

Food Editor Vianney Rodriguez

Senior Designer Jane Sharpe

Proofreader Louie Bond

TEXAS CO-OP POWER Volume 80, Number 6 (USPS 540-560). *Texas Co-op Power* is published monthly by Texas Electric Cooperatives. Periodical postage paid at Austin, TX, and at additional offices. TEC is the statewide association representing 76 electric cooperatives. *Texas Co-op Power*’s website is TexasCoopPower.com. Call (512) 454-0311 or email editor@TexasCoopPower.com.

SUBSCRIPTIONS Subscription price is \$4.44 per year for individual members of subscribing cooperatives and is paid from equity accruing to the member. If you are not a member of a subscribing cooperative, you can purchase an annual subscription at the nonmember rate of \$7.50.

Co-op members: Please notify your co-op of address changes or other subscription requests.

POSTMASTER Send address changes to *Texas Co-op Power* (USPS 540-560), 1122 Colorado St., 24th Floor, Austin, TX 78701. Please enclose label from this copy of *Texas Co-op Power* showing old address and key numbers.

ADVERTISING Contact Elaine Sproull at (512) 486-6251 or esproull@texas-ec.org for information about purchasing display ad space in *Texas Co-op Power* and/or in our 26 sister publications in other states. Advertisements in *Texas Co-op Power* are paid solicitations. The publisher neither endorses nor guarantees in any manner any product or company included in this publication.

COPYRIGHT All content © 2023 Texas Electric Cooperatives Inc. All rights reserved. Reproduction of this issue or any portion of it is expressly prohibited without written permission. Willie Wirehand © 2023 National Rural Electric Cooperative Association.



SCOTT VAN OSDOL

TCP WRITE TO US
letters@TexasCoopPower.com

Editor, Texas Co-op Power
1122 Colorado St., 24th Floor
Austin, TX 78701

Please include your electric co-op and town. Letters may be edited for clarity and length.

Texas Co-op Power

A Houston woodworker turns
rich woods into custom banjos
with a lot of time and sandpaper

Strings Attached





DAVID GETMAN was working in a music store in Brooklyn, New York, in 1997 when a friend gave him a box of banjo parts. The friend suggested that he see what he could make with the pieces.

Getman was intrigued. “I was 22. I had no tools. I wasn’t a woodworker,” he says. “But I liked to tinker.”

After fashioning a banjo from the parts, Getman became more interested in the instrument that has deep roots in North America. “I wasn’t a big fan of bluegrass, but I liked syncopated picking.”

Experimenting with playing and composing his own banjo music led Getman to develop a deep appreciation for the Appalachian style of banjo playing known as frailing or clawhammer. Unlike the three-finger bluegrass style, which typically consists of an up-picking motion by the fingers and down-picking of the thumb, clawhammer is all down-picking with a clawlike hand.

Clawhammer is typically done on an open-back banjo that produces a more mellow sound. Getman likes “the rich, deep notes, like rolling thunder” that these banjos produce.

Seventeen years after that first banjo, Getman discovered rotted floor joists in his Houston home. He bought tools to

do the repair work. Then he wondered what else he could do with his expensive new tools. That led to a new avocation.

Today, as a banjo-maker, restorer and player, Getman, 49, runs Lindale Banjos out of his home in Houston’s Lindale Park neighborhood while working full time as a social science researcher and raising a son and daughter with his wife. He’s proud that the renowned Fiddler’s Green Music Shop in Lockhart accepted one of his banjos in 2021—the first he made that he thought was good enough to sell. The store has been selling his instruments ever since.

“Fiddler’s Green is known to musicians beyond Texas. They have customers from as far away as Japan,” says Getman, who plans to make banjos full time when he retires.

Banjos come in two distinct styles. Bluegrass musicians prefer banjos that have wooden, bowl-shaped attachments called resonators on their backs. A resonator projects the sound outward toward the audience. Getman makes clawhammer banjos with open backs, a style used by musicians who play old-time or Appalachian music.

Making a banjo of either style is a long, complicated process.

“A guitar is made entirely of wood, but a banjo has both metal and wooden parts,” says Jim Penson, another Texas banjo-maker. “Quality bonding of those two different materials requires quality workmanship.”

Penson, who also restores, plays and teaches the instrument, makes resonator banjos at his shop in Arlington. He works in intervals of 15–20 minutes that total 80–100 hours for each banjo he produces. Between work sessions, he must

OPPOSITE David Getman plays an all-walnut banjo with a calfskin hide head that he custom-made for a client. ABOVE Getman sands a banjo rim in his Houston workshop.



LEFT Detail of a custom-inlaid headstock on a Getman banjo.
BELOW Forming a perfectly round rim is part of the time-consuming process of constructing a banjo.



appearance and tone. He prefers “the darker woods, walnut and cherry, for both the aesthetics and the tones they give the banjos.”

The most challenging aspect of making a banjo is “the tedium of sanding,” Getman says. “You want the finished wood to look like glass. You sand parts five, six, seven times with different grades of sandpaper until it feels as smooth as it can be.”

And the most difficult part?

“From a technical point, it’s making the part at the end of the neck where it meets the pot,” Getman says. “Cutting that exactly right is next to impossible without the right tool.”

An experienced banjo player looks for an instrument that feels good in their hands, Getman says. The tone and volume should be consistent up and down the range of notes.

Custom banjos can cost \$1,200 or more, and musicians often request custom inlays of ivory, mother of pearl and other expensive materials for the headstock and fretboard.

One of Getman’s customers requested a headstock inlay depicting the night sky. Getman had saved a burl of wood—what looks like a knot when it’s attached to the tree trunk—because he liked its wavy grain. He added black ebony for the sky and cut the burl open to represent ocean waves below.

It’s challenging work but the rewards are plenty.

“Hearing the finished product is the best part,” says Getman, who makes four or five banjos a year. “You take the different pieces and your ideas, and then when it’s finished, you get to hear that banjo’s tone.” ■

TCP Find this story on our website to hear David Getman play one of his banjos.



allow time for lacquer or glue to dry completely before undertaking the next step.

“The most difficult part is also the least important. It’s finishing the instrument, making it look glossy,” says Penson, 69. “People who spend a lot of money for a custom-made banjo want it to look perfect.”

The Penson family lived in a 120-year-old farmhouse in Illinois, and his father was always restoring something in the house. Watching and helping his dad got him interested in woodworking. He moved to Texas in his 20s and got much more involved with banjos. He played in various bluegrass bands, including one with the late Earl Scruggs, considered the most influential banjo player in the world.

About 25 years ago, he opened Penson String Works, where, amid demand for his custom guitars, he turns out three banjos every year.

“You can use good components and not make a good banjo,” Penson says. “You can have not so good components and good workmanship and get a good banjo. It’s kind of the luck of the draw.”

Long soaks are required to make the wood pliable enough to be formed into the banjo’s round rim. Getman gains back a bit of that time with efficiency: He cuts four of each part before resetting his lathe. Still, it takes several weeks to finish a banjo.

Getman likes to use walnut because it’s sustainable and easy to get, but he also uses cherry. Maple is a popular choice for banjos, but it’s lighter—almost bright, he says, in

See the Forest Through the Trees

Mighty Conifer Knife at an Impossible Price!



What Stauer Clients Are
Saying About Our Knives



"Outstanding knife of high quality
and a great price. I now have a
number of your great cutlery in
my growing collection!"

— Robert F., Richardson, TX

We know you. You're not interested in everyday, run-of-the-mill, common cutlery. You want something with a story, a unique feature that you can brag about. We've got just the thing for you. Our *Mighty Conifer Knife* is a unique tool with a Damascus steel blade and a handle crafted from an enhanced and stabilized natural pinecone. While our competitors are charging hundreds for similar knives, we're offering the *Mighty Conifer* for JUST \$99! That's what we call our *Stauer Impossible Price*.

JOIN MORE THAN 389,000 SHARP
PEOPLE WHO COLLECT STAUER KNIVES

Each pinecone — and therefore, each knife — has its own unique characteristics. And the back of the handle features hand tooling, a further demonstration of each piece's individual nature.

The blade is nothing to scoff at either. Constructed of Damascus steel, a modern reworking of the legendary steel forged by ancient swordsmiths, this nearly 5-inch blade features 256 layers of steel that have been folded on top of each other to increase its durability. Our competitors are charging hundreds for boring, run-of-the-mill knives with no features worth bragging about. We're asking JUST \$99 for a knife unlike any you've seen before!

With its full-tang construction and high-quality genuine leather sheath, the *Mighty Conifer Knife* is the perfect blade for the

person who wants to stand out. **CALL NOW!** If you're one of the first 700 587 callers for this ad, we'll throw in a pair of *Stauer 8x21 Compact Binoculars* — a \$99 value — **ABSOLUTELY FREE!** Satisfaction guaranteed or your money back!

Knife Specifications:

- 9 1/2" overall length. Full-tang construction
- Damascus steel blade and natural pinecone handle
- Genuine leather sheath

Mighty Conifer Knife

~~\$299~~ \$99* + S&P **Save \$200**

**You must use Insider Offer Code: MCK134-01 to get this price.*

California residents please call regarding Proposition 65 regulations before purchasing this product.

1-800-333-2045

Your Insider Offer Code: MCK134-01

**EXCLUSIVE
FREE**

Stauer 8x21
Compact Binoculars
a \$99 value
with your purchase
of the *Mighty Conifer*
Knife



Stauer, 14101 Southcross Drive W., Ste 155, Dept. MCK134-01, Burnsville, MN 55337 www.stauer.com

Stauer® | AFFORD THE EXTRAORDINARY®



Counting on Christmas

I'M sloshing through a marshy field in Matagorda County, along the Texas coast, a pair of binoculars dangling around my neck and cold raindrops pelting my bright blue jacket.

A hundred yards away, ornithologist Rich Kostecke points toward a cluster of what looks to me like a group of white footballs on stilts. I slap a mosquito off my arm and take a closer look: egrets.

We've just ticked off another species in the annual Audubon Christmas Bird Count, which takes place across the country between December 14 and January 5. The event got its start on Christmas Day in 1900. Instead of holding a hunting competition, as was popular at the time, an ornithologist and Audubon Society officer named Frank Chapman came up with a less destructive alternative: Count—but don't shoot—the birds.

The idea caught on. Today, tens of thousands of birders participate in counts in all 50 states and in 20 countries.

During the 2021–22 count, they logged almost 43 million birds at more than 2,000 sites.

I'm new to birding, but I love tromping around outdoors, and I could spend all day watching wildlife. Besides, it feels good to contribute to science, and this annual count provides data that sheds light on long-term avian trends.

But joining the Matagorda County-Mad Island Marsh Preserve count is especially exciting. The plot where I'm birding—a circular area with a 15-mile diameter—almost always records more species than any other area in the country.

The Matagorda County count began 30 years ago when Brent Ortego, then a biologist with the Texas Parks and Wildlife Department, and Jim Bergan, formerly of the Nature Conservancy, realized they could position a count circle that would incorporate a bit of the Gulf of Mexico, a stretch of coastline and some land along the Colorado River. Much of the 176-square-mile plot is on private land, but it also includes the Nature Conservancy's Clive Runnells Family Mad Island Marsh Preserve and the neighboring



BY PAM LEBLANC • PHOTOS BY ERICH SCHLEGEL



In an annual nation-wide bird count, **Matagorda County** has led the US for 15 years in a row

Mad Island Marsh Wildlife Management Area.

It's fertile territory for birding.

"A lot of habitats come together here—coastal prairie, marshes, bay and forest," says Kostecke, who heads the small team to which I've been assigned for the count.

Under the bird count guidelines, teams tally all the species they see during a single calendar day. You don't need any special training or certification to participate, but only birds spotted by knowledgeable birders figure into the official total. Still, newbies like me typically can participate if there's room.

"It's a repeated count at the same time, year after year, so we're getting a snapshot across the nation over that time period," Kostecke says.

In a typical year, birders here log about 230 species during the count. But today's stormy weather doesn't bode well.

About 100 birders are participating in the count this year. Last night we lined up for bowls of chili and hot cornbread and talked strategy.

One group would watch for yellow-headed blackbirds.

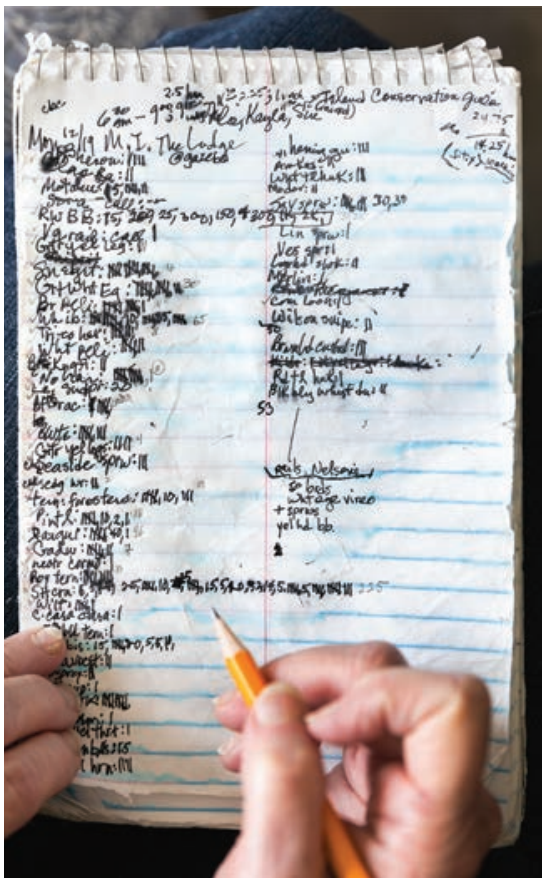
Another would head out at night, hoping to flush out tiny yellow rails and black rails in the darkness. The circle was divided into 16 sectors, with groups assigned to each one. We knew the weather would be a challenge because, like humans, birds hunker down in the rain.

"We may have to work harder to get them out," says Ortego, the official compiler for the event.

The count officially begins at midnight. I'm tucked inside my camper van then, but a hardy group of birders heads into the night to look for owls and other nocturnal birds.

I meet my team—Kostecke, along with ecologist Charlotte Reemts, her husband and their two daughters—early the next morning, which dawns gloomy and damp.

OPPOSITE From left, Rich Kostecke, Charlotte Reemts and author Pam LeBlanc are among about 100 birders who spent a rainy day participating in the Mad Island Marsh Preserve count. ABOVE A painted bunting's breeding grounds include much of Texas.



Since 1970, the **population of birds** in North America has dropped by 3 billion birds, or **nearly 30%.**

We pile into two cars then head down a gravel road, stopping periodically to scan the surroundings.

Within 20 minutes, Kostecke has already logged 10 species. He doubles that when we reach a lake, and his list grows further when we hike into the brush and eventually reach the marsh. I love birding but definitely do not know my birds, so I leave the identification to the experts.

We spend all morning admiring turkey vultures perched in trees and great blue herons wading in the water. At noon, we head back to headquarters. Raindrops plunk on the roof; it's foggy outside. Birders peel off soggy rain jackets as they come in for a break.

"What did you get?" someone asks a dripping man who walks in.

"Wet," he responds with a chuckle.



The birders munch leftover chili and discuss what they've spotted. So far, no one has recorded anything that's never been seen here before. But they have logged lots of birds, from Pepto Bismol-colored roseate spoonbills to pelicans, crested caracaras, white ibises and plenty of noisy sandhill cranes.

"There's still quite a few rocks to turn over," preserve manager Steven Goertz says as the birders head out for the rest of the day.

In the end, the Matagorda County-Mad Island Marsh Preserve circle reports 218 species, enough to retain the crown for the most species in the country. A count in San Diego comes in a close second with 213. It marks the 24th time this corner of Texas has come in first or tied for first—and the 15th straight year it has topped the list outright.

But the rain took a toll. A dozen species usually recorded here weren't seen. Still, they got some good ones—the scaly-breasted munia, with its checkerboard chest; a squat-looking bird with an impressively long bill called a green kingfisher; the rose-breasted grosbeak, the male of which

LEFT Unforgiving December weather leaves Sue McBeth Welfel's notebook a bit soggy.

ABOVE Sandhill cranes were quite plentiful during the count.



looks like it's wearing a red bandana around its neck; the Western kingbird, with its lemon-colored belly; and the tall, spindly wood stork.

They also found one that I've long wanted to see—the tallest bird in North America, the whooping crane, which stands nearly 5 feet tall and has a wingspan of 7½ feet. Whooping crane numbers dropped to about 20 individuals in the 1940s but, thanks to conservation efforts, a population of about 600 now exists in the wild. They winter near here.

"It's an adrenaline rush," Ortego says of the count he helped start. "It's pride that you had the skills to locate an unusual bird when people are counting on you."

The count has scientific value as well. Biologists have seen a reduction in the raw number of birds in the past 50 years, and the counts provide evidence.

"For us, these data sets are important because the populations of birds that they monitor are not the subject of any formal monitoring program," says Lisa Gonzalez, executive director and vice president of Audubon Texas.

Since 1970, the population of birds in North America has dropped by 3 billion birds, or nearly 30%, she says.

The decline has hit nearly all species. Wetland birds like geese and swans are the exception; their numbers have stayed mostly stable, Gonzalez says.

Much of the loss is due to human activity. "Collisions and impacts are one of the major causes of bird loss, along with overall declines in habitat and a change in environmental conditions driven by climate change," Gonzalez says.

The public can help.

"Share the shore," Gonzalez says. "If you live or recreate along the coast, understand that it doesn't take a lot to disturb birds, especially nesting birds. When you're boating or fishing, steer clear of islands where birds nest—and keep dogs on a leash."

Watch for birds that nest on the ground when you drive on beaches, and turn off unnecessary outdoor lights during spring and fall migrations. And, if you're willing to spend a day outside looking for a flash of feathers, consider joining a bird count in your area.

"It's a fun thing to say we have the No. 1 count, but the count would be fun even if we weren't No. 1," Reemts says. "It's just all about the experience of being out here and seeing stuff." ■

TCP See this story on our website to learn if there is a Christmas Bird Count near you.

It's the Law: Move Over or Slow Down

Lineworkers dedicate long hours to ensuring affordable and reliable electric power. The “move over/slow down” law reminds us to do our part to keep our utility workers safe.

Look for flashing lights.

When you see a utility vehicle on the side of the road with its amber lights flashing, move over a lane. When you move over, you're giving workers the room they need to safely complete their work.

Slower is safer.

If you do not have an extra lane to move into, the law requires you to slow down 20 mph below the posted speed limit. A slower-moving vehicle is a safer vehicle.

And keep in mind, significant fines give this law teeth.

Your electric cooperative encourages you to always practice safety.



Survive Just About Anything for Under \$20



Regularly sold for \$99, we're offering this collection of survival essentials to you for **A FIFTH OF THE NORMAL PRICE!** Why? Because we've had an incredible year and we feel like giving back to our valued customers. But we can only extend this offer while supplies last. Of our initial run, **more than half have already sold.**

Includes flashlight, watch and multitool with wire cutters, knife, bottle opener, file, screwdrivers, pliers and more!

Survival Box Specifications:

- Multitool: 3 1/4" x 1" folded
- Flashlight: 3 1/2" x 1", 260 lumens, takes AA batteries (not included), three LED light modes: strong, medium and caution flashing
- Watch: 2 3/4" x 1", battery type SR626SW (included)

Survival Box ~~\$99~~ \$19.50* + S+P Save \$79.50

***You must use Insider Offer Code: SVB174-01**

to get this price.

California residents please call regarding Proposition 65 regulations before purchasing this product.

1-800-333-2045

Your Insider Offer Code: SVB174-01



Stauer®
AFFORD THE EXTRAORDINARY

Stauer, 14101 Southcross Drive W.,
Ste 155, Dept. SVB174-01,
Burnsville, MN 55337

www.stauer.com



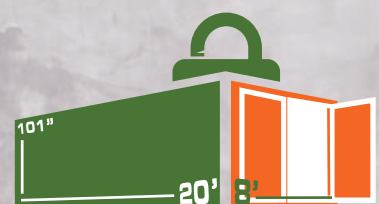
TCP Gift Shop

Find Texas Treasures

Texas food, music, housewares, gifts and more—find it all on our website, along with great deals for TCP readers. Just pick and click—it's easy to shop for friends and family without leaving home.

TCP Shop now

TexasCoopPower.com/shop



STORAGEMAX^{LLC}

STEEL | SECURE | SMART

214-628-0065

\$99/month

CONVENIENT SELF STORAGE
FACILITY IN TERRELL, TX



9161 CR301 | Terrell, TX 75160

StorageMaxLLC.com

GENERAL
MANAGERBRAD
BIERSTEDT

May Your Holiday Season Be Merry and Bright

THE HOLIDAYS ARE a time of year that many of us eagerly anticipate. There are delicious foods, colorful decorations and fabulous festivities. Right here in our community, we look forward to the Christmas parades, lighting ceremonies and much more.

We cherish old family traditions and enjoy creating new ones. For me personally, I look forward to more time spent with family and friends.

Despite the hustle and bustle of the season, the holidays also offer an opportunity to slow down and reflect. All of us at Karnes Electric Cooperative are grateful for you, our members.

One of our founding principles as a co-op is Concern for Community. While our main focus is providing safe, reliable and affordable energy, we also want to support our friends and neighbors—to help our community thrive.

Reflection

In looking back at this past year, I'm grateful we were able to make a positive impact in the community. Through several programs, your cooperative and its employees helped make our corner of Texas better.

We're also grateful for the opportunity to partner with local schools to raise awareness about the impor-

tance of electrical safety. And we continue to work closely with local high schools to award college scholarships to deserving students.

These are just some of the ways we show our commitment to our community, alongside providing information about saving energy to lower bills, assessing if solar power is right for you and sharing safety tips. We want you to know we're here to help.

What's Next

Looking ahead to 2024, we hope you'll share your feedback with us. We recognize that our members bring valuable perspective, and that's why we continually seek your input. Whether through community events, our social media channels or the annual meeting, we want to hear from you. We're led by you—the members of the co-op—and we depend on your feedback.

As we prepare for next year, we look forward to the opportunity to serve you and the greater community. On behalf of the entire Karnes EC family, we hope your holidays are indeed merry and bright. ■



SKYNESHER | ISTOCK.COM

THE TRIP OF A LIFETIME



YOUTH TOUR

JUNE 16-23, 2024



Want To Win a Trip to Our Nation's Capital?

ELECTRIC COOPERATIVES ACROSS the U.S send nearly 2,000 high school students to Washington, D.C., each year for the Government-in-Action Youth Tour, which offers teens a chance to learn, explore the capital and meet their representatives in Congress.

The two winners of the 2024 Karnes Electric Cooperative Youth Tour essay contest will receive a travel package worth \$5,000 and join other Texas high school students in D.C., where they'll visit the White House, Capitol Hill, the Supreme Court, Washington National Cathedral, Arlington National Cemetery, Smithsonian Institution museums, the Kennedy Center and many other national landmarks. The travel package includes air transportation to and from D.C., hotel accommodations, meals, entrance fees, several Youth Tour T-shirts and \$250 for miscellaneous expenses. The 2024 Youth Tour will be held June 16-23, and students will fly to and from Austin.

Applicants must be high school students who have completed their freshman year by the end of June 2024 and must reside in the home of a parent or legal guardian who is an active member of Karnes EC. Download an application on the Karnes EC website, karnesec.org; pick one up at any Karnes EC office; or email ksanchez@karnesec.org. The deadline for applications is Friday, January 5, 2024. ■

KARNESEC.ORG • 1-888-807-3952 • (830) 780-3952

Karnes Electric Cooperative

CONTACT US

P.O. Box 7, Karnes City, TX 78118

Toll-Free 1-888-807-3952

Web karnesec.org

General Manager

Brad Bierstedt

Board of Directors

Paul T. Brysch Jr., President, District 5

Clif Royal, Vice President, District 6

Larry R. Schendel, Secretary-Treasurer, District 1

Frank A. Geyer Jr., Assistant Secretary-Treasurer, District 3

L. Scott McClaugherty IV, District 4

Shirley Hofmann, District 2

David Ross Nieschwitz, District 7

24/7 Outage Reporting

TOLL-FREE

1-888-807-3952

ONLINE

At karnesec.org using your SmartHub account, or use the SmartHub app on your mobile device.

Please be prepared to provide your account number and meter number.

PAYMENT OPTIONS

- Online or via the SmartHub app
- 24-hour pay-by-phone
- Auto bill pay
- Mail
- In person
- Night drop
- Kiosk

OFFICE LOCATIONS

Open Monday-Friday, 8 a.m.-5 p.m.

Karnes City Headquarters

1800 N. U.S. Highway 181, Karnes City

Pleasanton Member Service Center

1824 W. Goodwin St., Pleasanton

MISSION STATEMENT

Providing quality service to empower communities and improve lives.




Check us out at
TexasCoopPower.com/karnes

Space Heater Safety Tips

Space heaters are a great way to warm specific rooms in your home without having to crank up the thermostat, but using space heaters doesn't come without risk! Use the tips below to keep your home safe.

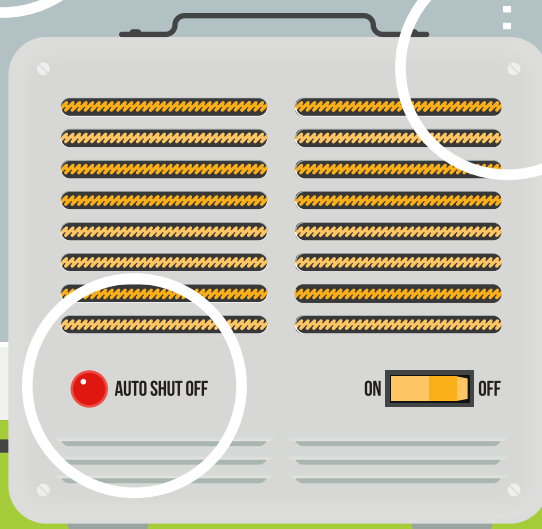
DO: Plug your space heater directly into the wall outlet.



DO: Keep your space heater in low-moisture rooms.

DO: Keep your space heater at a safe distance (at least 3 feet) from kids, pets and flammable items.

DO: Buy a unit with an automatic shutoff in case the unit tips over, or you forget to shut it off.



DO: Always follow the directions and take a broken space heater to a qualified appliance service center.

DON'T: Leave your space heater unattended. Always unplug it before you leave the house or go to bed.

DON'T: Place your space heater near curtains, clothing, furniture or bedding.

DON'T: Use an extension cord to plug in your space heater. It can cause the heater to over-heat, and can be a tripping hazard.

DON'T: Try to repair a broken space heater yourself.

DON'T: Put your space heater in your bathroom. The moisture can damage the unit, which could cause it to malfunction.

Be Prepared for Winter Storms



WHEN TEMPERATURES DROP and storms hit, it can be challenging to stay safe and warm. Winter storm severity varies depending on where you live, but nearly all Texans are affected by extreme winter weather at some point. Karnes Electric Cooperative cares about your safety, and we want you to be prepared.

Heavy snow and ice can lead to downed power lines, leaving co-op members without power. During extremely low temperatures, this can be dangerous. During a power outage, our crews will continue to work as quickly and safely as possible to restore power, but there are a few things you can do to prepare yourself.

Stay warm. Plan to use a safe alternate heating source, such as a fire-place or wood-burning stove during a power outage. These are great options to keep you and your loved ones warm, but exercise caution when using them, and never leave the heating source unattended. If you’re using gaso-line-, propane- or natural gas-burning devices to stay warm, never use them indoors. Remember that fuel- and wood-burning sources of heat should always be properly ventilated. Always read the manufacturer’s directions before using.

Stay fed. The Centers for Disease Control and Prevention recommends having handy several days’ supply of food that does not need to be cooked. Crackers, cereal, canned goods and bread are good options. Five gallons of water per person should also be available in the event of an extended power outage.

Stay safe. When an outage occurs, it usually means power lines are down. It’s best not to travel during winter storms, but if you must, bring a survival kit along, and don’t travel alone. If you encounter downed lines, always assume they are live. Stay as far away from the downed lines as possible, and report the situation to our dispatchers by calling 1-888-807-3952. You should also call 911.

Winter weather can be unpredictable and dangerous, and planning ahead can mean the difference between life and death. Karnes EC is ready for what Mother Nature has in store, and we want you to be ready, too. For more winter safety tips, visit ready.gov/winter-weather. ■



Karnes City To Celebrate Founders Day

KARNES CITY WILL KICK OFF its annual Founders Day Celebration at 10:30 a.m. December 10. The event will include a color run hosted by the Lions Club, food booths, snow, face painting, carnival rides, roping contest, live entertainment, and clothing and craft vendors. Santa Claus will arrive at 2 p.m. and will be avail-able for photos. The lighted parade will start at 6 p.m., followed by a firework display and live music to end the night. We encourage everyone in the surrounding area to come out and celebrate this free community event! ■



POWER TIP

Cook with countertop appliances instead of the stovetop or oven. Smaller appliances like slow cookers, air fryers and Instant Pots consume far less energy.



Safeguard Your Home This Winter

AS THE TEMPERATURES drop and the days grow shorter, there's a natural inclination to create a warm and cozy haven at home. Unfortunately, as use of heating equipment, candles and electrical items increases, the number of home fires tends to grow during winter months.

Here's how you can safeguard your home for the winter season.

Ensure carbon monoxide and smoke detectors are working properly. If your detectors are battery-operated, replace the batteries annually. Test the detectors once a month and give them a good dusting to ensure the sensors are clear of dirt and debris.

Inspect electrical cords. We depend on more cords during winter, whether for holiday lighting or decorations. Before using any corded items, double-check to make sure cords aren't frayed or cracked. If you use portable space heaters, remember to keep them at least 3 feet away from flammable items and never use them with extension cords or power strips. Use models that include an auto shut-off feature and overheat protection. Be aware that space heaters can take a toll on your energy bill. Use them efficiently (to heat smaller spaces only) and safely.

Avoid overloading electrical outlets and power strips. When overloaded with electrical items, outlets and power strips can overheat and catch fire. If you use power strips for multiple devices, make sure the strip can handle the electrical load. For a safer bet, look for power strips that include surge protection.

Clean the fireplace to improve safety and efficiency.

There's nothing better than a warm fire on a chilly night, but it's important to maintain your fireplace for safety. As wood burns, a sticky substance called creosote builds up in the chimney. When creosote buildup becomes too thick, a chimney fire can ignite. The chimney should be cleaned at least once a year to reduce fire risks. Regular cleaning also improves airflow and limits the amount of carbon monoxide that seeps indoors.

Practice safety in the kitchen. As we spend more time cooking and baking during the holiday season, be mindful of potential fire hazards. Never leave food that's cooking on the stovetop unattended. Clean and remove spilled foods from cooking surfaces, and be mindful of where you place flammable items like dish towels.

Be careful with holiday decorations. Choose decorations that are flame resistant or flame retardant. Keep lit candles away from decorations and other things that can burn. Replace strings of lights that have loose bulb connections, and make sure you use lights designed for indoor use indoors and outdoor use outdoors. Use clips, not nails, to hang lights so the cords don't get damaged. And before going to bed, make sure to extinguish candles and turn off holiday lights.

Karnes Electric Cooperative wants you and your family to stay safe this winter. ■

"It's not about presents, but it is about your presence. Therein lies the spirit of the holiday season."
—Julianne O'Connor, author and actor

Happy Holidays

from Karnes Electric Cooperative

From our co-op family to yours, wishing you a joyous holiday season and a happy and peaceful new year.

Our offices will be closed Monday–Tuesday, December 25–26, and Monday, January 1, for the holidays.



CATHERINE LANE | ISTOCK.COM

Don't Let Pipes Freeze While You're Away


IF YOU'RE LEAVING HOME for the holidays, think twice before you shut the heat off entirely. You might be trying to save money and conserve energy, but you could be setting yourself up for the mess caused by a burst plumbing pipe or sprinkler system if there's a freeze.

Temperatures don't always get low enough across Texas to cause this kind of problem, but it's best to prepare for the worst.

When the water inside a pipe freezes, it puts great pressure on its container—including metal and PVC pipes. When that happens, the pipes can leak or explode and cause flooding and plenty of property damage. Water and electricity together are hazardous, so take precautions to prevent pipes from freezing and letting water come into contact with electricity.

To keep your pipes from freezing, don't leave them exposed to freezing temperatures. Keep the thermostat at 55 degrees or higher in all areas of your home and any vacation or rental homes. In parts of the house without heat, like exterior walls and attics, add insulation around pipes to keep them warm all winter long.

All outdoor faucets and pipes should be fully insulated to prevent freezing. ■



NSJ-IMAGES | ISTOCK.COM

Pooling Together

After a tornado destroyed a small town's historic landmarks, residents unite to rebuild

BY AMANDA OGLE • ILLUSTRATION BY DANA SMITH

JUST BEFORE 5 A.M. on March 24, a pair of EF1 tornadoes spun down in northern Parker County, west of Fort Worth. Both cut tracks of more than 5 miles with winds that peaked at 100 mph, toppling trees and power lines, damaging homes, and injuring folks near the small community of Poolville.

One of them carved a path through history.

That tornado toppled the steeple at the Oak Tree Baptist Church as it moved northeast through town and headed straight for the historic Poolville Cemetery. There the town's 120-year-old tabernacle—and an even older oak tree—were flattened, strewn among headstones.

Poolville, population 2,300, was established in the early 1880s and named for a large pool in the Clear Fork of the Trinity River that was fed by cold springs. The pool was a popular place for early settlers to gather. Over time the town grew, and around 1903 a tabernacle made of bois d'arc wood was built for the community.

The tabernacle's dirt floor (until concrete was laid in the early 1950s) was the meeting place for the community. Revivals, church services, funerals and just about anything that you could call a gathering was held under the 50-by-75-foot structure. "Up until it was destroyed by the tornado, it was still being used for sunrise Easter services, weddings and hootenannies," says Denise Yankie, a fifth-generation Poolville resident and retired teacher and coach.

"It was the only open, public structure that could be used for funerals, and it was loved and appreciated by everyone in the community," says Chris Van Rite, a 35-year resident. "Even the kids would go and have ice cream socials there. You just got this reverent feeling when you walked in. It was special."

Doris Sanders has lived in Poolville for 64 years. "Everybody grew up with the tabernacle," she says. "It was the landmark of Poolville."

Towering over the old wooden structure was a giant, sprawling post oak tree. Yankie, a member of Tri-County Electric Cooperative, believes the tree was 150–200 years old when it was ripped from its roots by the tornado.

The tree fell toward the Methodist church, and the tabernacle flew about 50 feet north, with part of the roof resting on the slab. The town sprang into action. "We had the tabernacle down within a day,

and people were already coming down, wanting to take pieces of it," Yankie says.

But the locals knew they couldn't let Mother Nature take this piece of history away from them.

The salvageable pieces of the tabernacle were stored away, awaiting the day they could be used in construction of a new tabernacle. But before that can happen, a lot of funds are needed.

It's believed that the new structure will cost at least \$150,000. In late June, the community held its first tabernacle fundraiser, with food trucks and a concert. They have raised about \$81,000 so far plus pledges for most of the remainder. Wood slabs from the oak tree—some of them hand-painted by Van Rite's mother-in-law, some laser etched—were sold at the event, adding about \$2,600 to the total.

Another fundraiser was held at the annual Lord's Acre community festival in October. Much of the wood from the oak tree was also saved, so more woodworks will be built and sold, including table-tops from the larger pieces. "It had an unusual burl in it, with all these curlicues throughout the grain," says Van Rite, who is leading that effort.

Once funds are in hand, construction on the new tabernacle can begin. Van Rite, a member of Wise EC, says it might be a year before that happens, but there are plans to use as much of the old building as possible. All the original timber posts were saved, and the rusty old tin roof might be placed underneath the new roof—and visible from below. They were even able to salvage an end piece from a pew that resided under the tabernacle, so new pews will be modeled on the old ones.

Until the June fundraiser, it wasn't clear if Poolville residents would be able to raise enough money for the new structure, but the outpouring of support from the community and surrounding towns proved otherwise.

"We've already had a lot of contractors volunteer to help build it when the time comes," Yankie says.

"Businesses in Weatherford have contributed large sums, and the outpouring of support from the community has been so inspiring," Van Rite says. "It really shows just what a community can do when they come together." ■

CEMETERY

ACCESS GATE

TABERNACLE

STEREO
PAIR
1/2

EAST & WEST
ELEVATION

POOCKVILLE UNITED
METHODIST CHURCH

MEMBERS
EPISCOPAL
WESTERN PART
TO FORM
THE FIRST
CHURCH

SITE PLAN



A Time of Porpoise

A memorable beach moment: You're basking in the warm sun, toes in the sand, letting the gentle turn of the foam-capped waves lull you into a state of complete relaxation. As your eyes scan the endless horizon of blue on blue, you're rewarded with a pod of dolphins making their way across the sea.

There's no denying their signature shape as they leap from the water. If you don't see anything else extraordinary the rest of day, you can take solace knowing you've witnessed one of nature's most playful and human-like creatures in their natural habitat.

Why not re-create that special moment with our **Balinese Dolphin Pendant**? We've captured two dolphins mid-jump in sterling silver crafted in the Balinese style. Tucked between these beloved sea mammals is a full carat of shimmering blue topaz. Made by some of Indonesia's finest artisans, this pendant is an absolute steal at **JUST \$29!** That's what we call our Stauer **IMPOSSIBLE PRICE!**

Nothing captures the shimmering color of the ocean in the midday sun like blue topaz. With its sparkling, clear blue color and high reflective index, blue topaz is one of the world's top-selling gemstones. The Gemological Institute of America lauds topaz for its hardness, noting that blue topaz is known for its intense color that's better than aquamarine. With this special price, you can score quite the catch.

Satisfaction guaranteed or your money back. Enjoy the Balinese Dolphin Pendant for 30 days. If it doesn't pass the test swimmingly, send it back for a full refund of the item price.

Limited reserves. This pendant is already one of our best sellers this year. A full carat of genuine blue topaz set in .925 sterling silver for this price is as rare as a dolphin sighting. We cannot guarantee availability for long. Call today! This offer is limited to the first 1,900 responders to this ad!

Jewelry Specifications:

- Made in Indonesia
- Blue topaz and .925 sterling silver

Balinese Dolphin Pendant (1 carat)

~~\$299~~ \$29* + S&P **Save \$270**

**Special price only for customers using the offer code.*

1-800-333-2045

Your Insider Offer Code: DNP189-01



ONE CARAT OF SHIMMERING BLUE TOPAZ
SET IN STERLING SILVER FOR ONLY \$29

What Stauer Clients Are
Saying About Our Topaz

★★★★★

"Just lovely! Would recommend it as a purchase. Thank you STAUER." — Mary L.

Stauer, 14101 Southcross Drive W., Ste 155, Dept. DNP189-01, Burnsville, MN 55337 www.stauer.com

Stauer® | AFFORD THE EXTRAORDINARY®



TCP Listen as W.F. Strong narrates this story on our website.



How Texas Became a Desert

Films shot in Arizona, Utah and Spain gave the world some wrong impressions

BY W.F. STRONG

TO MUCH OF THE WORLD—and to many Americans who have never been to Texas—the state is a vast desert.

It's not the Sahara but a high-plain arid region studded with rocky mesas, sweeping wall-like cliffs and dusty canyons—and sometimes adorned with thousands of saguaro cactuses (native to Arizona, not Texas).

And, yes, certainly there are parts of West Texas that fulfill some aspects of these images, but more than half the state is green, with rolling hills, lush forests and vibrant coastal plains. Yet desert images dominate minds in distant

lands. For that, we can thank Hollywood.

There are many John Wayne Westerns with storylines that meander through Texas, but those films were mostly shot in Utah and Arizona. The most jarring example to me is *The Searchers*.

"Someday this country's gonna be a fine, good place to be," Mrs. Jorgensen, a tough frontierswoman, says in one scene. As she says this on her front porch, Jorgensen is facing Monument Valley, which is in Arizona and Utah.

Wayne made five movies in Monument Valley, even though two of them, *The Searchers* and *Rio Grande*, had story-

lines based in Texas. "Monument Valley is the place where God put the West," Wayne said.

Another Wayne film that is shocking to a Texan is *The Comancheros*. Wayne plays Texas Ranger Jake Cutter.

In one scene, he arrests an outlaw on a boat arriving in Galveston. As Cutter exits the boat with his handcuffed prisoner in tow, he walks right into eastern Utah, where the film was shot. It was stunning country for CinemaScope technology to capture, but it's not Texas.

Rio Bravo and *El Dorado* were two Wayne films with Texas settings shot in and around the Sonoran Desert west of Tucson. The landscape there is dominated by saguaros, enormous 40-foot-tall cactuses called the sentinels of the desert. Such sights don't exist in Texas.

Clint Eastwood's *For a Few Dollars More* is set in and around El Paso, but it was actually shot in the Tabernas Desert near Almería, Spain, and in Italy. Fort Bravo, also called Texas Hollywood, is a movie set town built in Almería in the 1960s that has served as a backdrop for many classic Western films.

Two films more true to Texas in landscape were *Giant*, shot mostly around Marfa, and *No Country for Old Men*, filmed around Marfa and Las Vegas, New Mexico. A 2015 miniseries called *Texas Rising* troubled some Texans for two reasons: It was shot almost entirely in Mexico and it depicted rugged mountain terrain near Victoria, where there are only coastal plains.

Movie Texas depicts a greater diversity of desert land than Texas actually has within it. To the world, we are Arizona, Utah and New Mexico, and we are Mexico, Italy and Spain. Mostly desert. ■

Slow Cooker

The handy appliance that comes through in so many ways

BY VIANNEY RODRIGUEZ, FOOD EDITOR

My slow cooker punch is my favorite festive drink to serve when hosting for the holidays. This vibrant and bubbly beverage is brimming with holiday flavors. It's always a hit at parties.

Slow Cooker Holiday Punch

6 cups cranberry juice
4 cups apple juice
2 cups orange juice
1 cup grapefruit juice
4 cinnamon sticks
4 cups cranberries, divided use
1 liter ginger ale, chilled
Orange slices
Grapefruit slices

1. Add all juices to a 6-quart slow cooker.
2. Add cinnamon sticks and 2 cups cranberries. Cover and cook on low 4 hours.
3. Allow punch to cool, then pour into a punch bowl. Top with ginger ale.
4. Before guests arrive add orange slices, grapefruit slices and the remaining 2 cups cranberries.
5. Serve over ice.

SERVES 12

TCP Follow Vianney Rodriguez while she cooks in Cocina Gris at sweetlifebake.com, where she features a recipe for Mexican Christmas Eve Salad.





Crockpot Apple Pie Cinnamon Roll Casserole

SHELLEY JANIK
SAN BERNARD EC

Celebrate the holidays on the sweetest note with Janik's casserole. Cinnamon rolls and apple filling topped with a creamy brown sugar glaze are amazing for Christmas morning or even better after a holiday meal.

- 1½ cups canned apple pie filling**
- 2 tubes refrigerated cinnamon rolls (17.5 ounces each)**
- 2 eggs**
- ¼ cup heavy cream**
- 2 tablespoons brown sugar**
- ½ teaspoon ground cinnamon**
- 1 teaspoon vanilla extract**

1. Dice apples from apple pie filling. Coat the inside of a slow cooker with cooking spray.
2. Remove cinnamon rolls from tubes, place icing aside and cut each cinnamon roll into four pieces. Place half of the cinnamon roll pieces on bottom of slow cooker.
3. Spoon half the apple pie filling over cinnamon roll pieces. Top with remaining cinnamon roll pieces.
4. Whisk together eggs, cream, brown sugar, cinnamon and vanilla. Pour over cinnamon rolls.
5. Spoon the remaining apple pie filling on top. Cover and cook on low 2½–3 hours.
6. Spread the icing that came with the cinnamon rolls on top of the casserole and serve warm.

SERVES 8

[MORE RECIPES >](#)

\$500 WINNER

Slow Cooker Cabbage Rolls

WENDY ZWIENER
SAN BERNARD EC



The tangy citrus tomato sauce here evokes the beauty of treasured holiday recipes that have been passed down through the years.

SERVES 6

- 12 cabbage leaves, removed from stem**
- 1 pound ground beef**
- 1 cup cooked white rice**
- 1 egg, beaten**
- ¼ cup milk**
- ¼ cup finely minced onion**
- 1¼ teaspoons salt**
- ¼ teaspoon ground black pepper**
- 1 can tomato sauce (8 ounces)**
- 1 tablespoon light brown sugar**
- 1 tablespoon Worcestershire sauce**
- 2 tablespoons lemon juice**

1. Cut out the thick vein from the bottom of each cabbage leaf, making a V-shaped notch.
2. Blanch leaves for a few minutes in boiling water until slightly softened, then separate leaves and set aside.
3. In a large bowl, combine ground beef, rice, egg, milk, onion, salt and pepper.
4. In a small saucepan over low heat, simmer tomato sauce, brown sugar, Worcestershire sauce and lemon juice. Stir to combine.
5. Place a cabbage leaf on a flat surface and place a tablespoon or more of the meat mixture in the center of the leaf.
6. Roll from the bottom of the cabbage leaf and tuck in the edges as you roll.
7. Continue until you use all leaves and meat.
8. Coat the inside of a slow cooker with cooking spray and place rolls seam side down into it. Pour the sauce mixture over the rolls, then cover and cook on low 6 hours.



TCP \$500 Recipe Contest

SPRING CAKES DUE DECEMBER 10

Some cakes just pair perfectly with a spring day. Send us your best spring cake recipe and you could win \$500. Submit your favorite online by December 10.





Easy BBQ Chicken Sliders

MELISSA ECKHOFF
COSERV

Looking for a quick and easy holiday appetizer or New Year's Eve bite? We've got you covered with Eckhoff's sliders. Shredded chicken bathed in a creamy sauce will take you into 2024 the right way.

4 boneless chicken breasts
1 bottle barbecue sauce (18 ounces)

**1 can cream of chicken soup
(10.5 ounces)**
12 slider buns
Sliced pickles

1. Coat the inside of a slow cooker with cooking spray and place chicken breasts into it.
2. In a bowl, stir together barbecue sauce and cream of chicken soup. Pour mixture over chicken.
3. Cover slow cooker and cook on low 6 hours.
4. Shred chicken with two forks and serve on slider buns, topped with sliced pickles.

MAKES 12 SLIDERS

TCP Want quick solutions to your slow cooker desires? We can help. Among the more than 1,000 recipes from Co-op Country in our archives, you'll find dozens that call for slow cookers. They're all on our website.

Quick Tips for Slow Cooking

BY VIANNEY RODRIGUEZ

If you're feeding two, go for a 3-quart slow cooker. A 5-quart will feed a family of four, and a 6-quart slow cooker can feed a crowd or handle big batches.

Keep it closed. Opening the lid can cause the cooker to lose heat, adding to the cooking time.

Make cleanup a snap. Coat the inside with nonstick spray or use a liner for easy cleanup.

Enliven a dish by adding fresh herbs in the last 15 minutes of cooking time.

Sear meat before adding it to the slow cooker to deepen its flavor.



MOBILE SOLAR IS HERE

- ◆ THE MOST COST-EFFECTIVE GREEN SOLUTION
- ◆ LATEST TECHNOLOGY & ALL-IN-ONE DESIGN
- ◆ BATTERY STORAGE AND PROPANE BACKUP
- ◆ ELIGIBLE FOR THE 30% FEDERAL TAX CREDIT





It Really Is ... *POWER ANYWHERE!!*

Call us today 833-SOLAR55 www.poweranywhereusa.com

AT LEAST 15% LESS THAN A ROOFTOP INSTALLATION - LET US PROVE IT!!*

* Conditions apply, subject to deed restrictions, equivalent power analysis, and quote verification





HOLIDAY GIFT GUIDE

In the magazine and on [TexasCoopPower.com](https://www.texascooppower.com), we make it easy to shop for friends and family.



Emporium Brand Chili Kit

For a Texas Good Time.
Enjoy this gluten-free, convenient and easy to prepare Emporium Chili. Purchase our signature Chili Mix individually or by the case. With shipping options you can gift our Tasty Texas Chili.

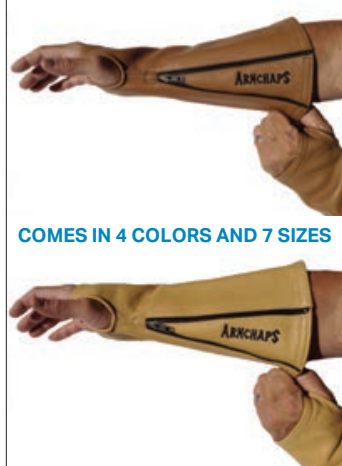
254-774-9098
[emporiumspice.com](https://www.emporiumspice.com)



1950s Flashback Calendar

Large 20-by-15-inch calendar with 12 watercolor scenes. Revisit the past with these iconic '50s settings by Texas State Artist George Boutwell. \$15 plus tax and \$3.50 shipping. See website for quantity pricing.

1-800-243-4316
[gboutwell.com](https://www.gboutwell.com)



Ideal Arm Protection for Any Activity

Helps Prevent Bruising and Protects Those With Thin Skin!
Soft leather protective sleeves help protect you from 100's of injury-prone chores you do at work, home, farm, or ranch. Even has adjustable airflow!

(651) 492-4830
[armchaps.com](https://www.armchaps.com)



Fudge and Divinity for the Holidays

The Best Fudge in Texas. The Best Divinity in the World.
Bring back those childhood memories of Christmas with the sweet gift of fudge and divinity from Holiday Farms.

[holidayfarmscandy.com](https://www.holidayfarmscandy.com)
[divinitybydave.etsy.com](https://www.divinitybydave.etsy.com)



Homegrown Texas Pecans and Pecan Treats

Berdoll's has been family-owned for 44 years.
We make delicious pecan pies, chocolate pecans, honey-glazed pecans and more. Shop our retail store or let us ship the perfect gift for you!

(512) 321-6157
[berdoll.com](https://www.berdoll.com)



Texas Red Grapefruit and Avocados

Always a gift in good taste.
Orchard-fresh grapefruit and other Texas products are all hand-selected, carefully packed and shipped to be delivered just in time for the holidays.

1-800-580-1900
[crockettfarms.com](https://www.crockettfarms.com)



COURTESY CHET GARNER

Art and Parts

A Liberty Hill artist diverts discarded toys from the trash heap

BY CHET GARNER

YOU'RE NEVER TOO OLD to play with toys. That's the lesson I learned standing next to an 8-foot banana made entirely of plastic dolls, space aliens and rebar. I had tripped to visit off-the-grid artist Terry "Tunes" Parks, 72, who created his own Texas-style island of misfit toys just north of Liberty Hill, outside Austin.

At first, I wasn't sure if I was headed in the right direction. Then I saw a fence line covered in sun-bleached Barbie dolls. This was the place.

I wandered into Parks' yard, which doubles as his public gallery. Dozens of sculptures cover the space, each comprising hundreds of tiny toys organized into larger-than-life shapes—guitars, pyramids and even an Easter Island head. Dolls commingled with gardening tools hang from tree branches. It might have been terrifying if it wasn't so playful.

Parks started creating around 2010, after he was diagnosed with cancer and doctors told him he didn't have much time to live. The art served as therapy, helping him make his recovery while working tirelessly beside his brother Scott. Both are self-admitted music nuts, which explains why most of the art pieces are inspired by Texas artists like Willie Nelson, Frank Zappa and psychedelic pioneers the 13th Floor Elevators.

Every week, visitors and the local mission resale shop bring Parks—a member of Pedernales Electric Cooperative—boxes of unwanted toys that sit and wait for him to turn them into something bigger than the sum of their doll parts.

Parks' art isn't commissioned by highfalutin patrons and doesn't exist to fill big-city galleries. Instead, the sculptures serve a higher purpose: making us smile, scratch our heads and remember when we played with toys too. ■

ABOVE Terry "Tunes" Parks shows Chet a pyramid assembled with a mind-boggling array of toys.

TCP Join Chet as he discovers what old toys turn into. We have the video online. And see all his Explorations on *The Daytripper* on PBS.



Know Before You Go

Call ahead or check an event's website for scheduling details, and check our website for many more upcoming events.

DECEMBER

01

Burnet [1–3, 8–10] Main Street Bethlehem, (512) 756-4481, fbcburnet.org

02

Wimberley [2–26] Trail of Lights, (512) 847-6969, emilyann.org

07

Columbus Ladies Night Out, (979) 732-8385, columbus.texas.org

New Braunfels Christmas Market at Historic Old Town, (830) 629-2943, newbraunfelsconservation.org

08

Dallas Mistletoe Market at Preston Hollow Village, thebohohmarket.com

Lake Jackson Easton Corbin, (979) 230-3156, brazosport.edu

Fort Worth [8–9] Connor King, (512) 817-9535, blcomedy.com

Fredericksburg [8–9] A Christmas Journey, (830) 997-2069, bethanyfbg.com

McKinney [8–9] Holidays at the Heard, (972) 562-5566, heardmuseum.org

Clute [8–10, 15–17] The Best Christmas Pageant Ever, (979) 265-7661, brazosport.org

09

Comanche Santa Comes to Town, (325) 356-3233, comanchechamber.org

Llano Snow Day, (325) 247-5354, llanostarrystarrynights.com

San Saba Sip N' Stroll and Lighted Christmas Parade,
(325) 372-5141,
sansabachamber.org

Sattler Canyon Lake Noon Lions Christmas Parade,
(806) 420-4824,
facebook.com/
canyonlakenoonlionsclub

Surfside Beach Nighttime Holiday Kites,
(979) 233-1531,
visitsurfsidebeachtx.org

Marble Falls Movie in the Park, (830) 693-4449,
visitmarblefalls.org

Brenham Dailey & Vincent,
(979) 337-7240,
thebarnhillcenter.com

Johnson City Jingle Jaunt 5K & Kids K, (830) 868-7111,
johnsoncitytx.org

Lake Jackson Bird Banding,
(979) 480-0999, gcbo.org

Surfside Beach Surfing Santas, (979) 233-1531,
visitsurfsidebeachtx.org

West Columbia Candlelight Christmas, (979) 345-4656,
thc.texas.gov

Stonewall Tree Lighting,
(830) 644-2252,
tpwd.texas.gov

Round Top Linda Patterson and Friends Concert,
(979) 249-3129,
festivalhill.org

TCP Submit Your Event

We pick events for the magazine directly from TexasCoopPower.com. Submit your March event by January 1, and it just might be featured in this calendar.



PRICES STARTING AT \$9,995 INSTALLED

BATHROOM REMODELING

CUSTOM SHOWERS FROM \$129 PER MONTH

Lifetime Warranty
Custom Sizes Available
100% Financing Available
A+ BBB Rating
Good Contractors List

Tubs and Showers Made in America
Visit Our Texas Showroom



BEST BUY WALK-IN TUBS
FEATURING "SEALTITE" TECHNOLOGY
TRUSTED BY TEXANS FOR 18 YEARS

682-205-3532 • 888-825-2362
bestbuywalkintubs.com

Bank C.D.'s Due? CALL US NOW

1-800-359-4940 TEXAS TOLL-FREE
www.mattsonfinancialservices.com

BLAKE MATTSON, CFP™
Signal Securities, Inc., 5400 Bosque, 4th Floor, Waco, TX 76710
Serving Customers All Over Texas

All C.D.'s are insured to \$250,000 per institution by the F.D.I.C. All C.D.'s are subject to availability. Securities offered thru Signal Securities, Inc., Member FINRA/SIPC 700 Throckmorton, Ft. Worth, TX 76102. (817) 877-4256.

PERMA-ROOF
from Southern Builders

Steel Mobile Home Roofing

High energy bill? Roof rumble? Leaks?

MOBILE HOME ROOF OVER SYSTEMS

Since 1983

Contact us at 800.633.8969 or **roofover.com**

La Grange, TX

Kreische Brewery & Monument Hill's

Trail of Lights

Festival Nights: Dec. 8, 9, 15, 16, & 17
Encore Nights: Dec. 19 - 23
5:30 to 8:00 pm
FriendsOfKBMH.org
for details and ticket information

Fayette MEMORIAL FUNERAL HOME & CREMATORY

LA GRANGE Cemetery Development & Tourism

The Friends of Kreische Brewery & Monument Hill State Historic Site

TEXAS HISTORICAL COMMISSION
REAL PLACES TELLING REAL STORIES

YEAR-END SAVINGS



Bolt Together Steel Building Kits

Customer Service
Second to None

DDM Brenham Office
979-251-9503
301 Salem Road · Brenham

DDM Bastrop Office
512-321-0336
1083 Hwy 71 W. · Bastrop

Photos for illustration only. Prices subject to change. Please check for your local buildings codes. Prices include color walls, color trim and galvalume roof.

*Building prices are before freight and taxes.



All Metal Structures



Made in Texas



Custom Barndominiums/Metal Houses

Affordable · Low Maintenance · Energy Efficient



40'x50'x12'



30'x40'x12'



Call today for our best pricing!

~~\$14,485~~ **\$12,385-30x40x12**

2-10x10 roll up doors, 1-3070 walk door

~~\$22,710~~ **\$19,310-40x50x12**

2-10x10 roll up doors, 1-3070 walk door

Freight and taxes not included in prices.

www.ddmbuildings.com

ARK-LA-TEX SHOP BUILDERS

"WE GOTCHA COVERED"

SHOPS • BARNs • CABINS • WWW.SHOPSBUILT.COM

830-730-0515

8670 IH 35 N NEW BRAUNFELS, TX



BUILDINGS OF ALL SIZES

Shops • Garages • Barns • Equipment Sheds • Barndominiums

WE MAKE DREAMS COME TRUE!

Price includes all labor and materials with 4" steel reinforced concrete slab with moisture barrier, one 10'x12' heavy duty roll up door, one 3 foot steel entry door, concrete apron, electric slab *(Dirt may be extra)

WD Metal Buildings



Turn Key Metal Buildings Info
WDMB.com

Low Cost Pole Barns

26' x 48' x 10'
3 Sides Enclosed

Call now for our best pricing!

Hay/Horse Barns, Shops, Decks, Concrete Work and Pad Sites

Call Ron: 512-367-0428

WE PAY TOP PRICES FOR COLLECTIBLES

Coins • Banknotes • Gold & Silver Jewelry & Scrap
Vintage Costume Jewelry • Watches • Stamps
Tokens • Historical Documents • Other Collectibles
TEXAS BUYERS GROUP • FREDERICKSBURG, TX
All transactions private, confidential & secure.

830-997-6339 • rzcoins@twc.com

BRUSH SHARK

SKID STEER MOUNTED SHEAR
• 1/2" to 6" diameter trees and brush.
• Perfect for cedar, shin oak, persimmon, mesquite.
(512) 263-6830 • www.brushshark.com

TCP E-news

Sign up now
TexasCoopPower.com/join

TCP Marketplace
Across Town | Across Texas

Advertise in Texas Co-op Power Marketplace
Elaine Sproull (512) 486-6251
advertising@TexasCoopPower.com

Mailboxes

Readers certainly didn't mail it in this month, but some got boxed out by the competition. So gather 'round and let's see what's been delivered, as Texans show their colors and a little country flair.

CURATED BY GRACE FULTZ

1 ROB DANIEL
TRI-COUNTY EC

"First responders often use mailboxes to hang gear on while in rehab after fighting fires."

2 DON BUGH
NAVASOTA VALLEY EC

"Tierra Linda Ranch community mailboxes in the Kerrville area at dusk."

3 VANDY MORGAN
BLUEBONNET EC

Texas wildflower mailbox.

4 JANIS HENDRIX
PEDERNALES EC

A mailbox mounted on a retired 1942 fire hydrant during the February freeze.



Upcoming Contests

DUE DEC 10 Pollinators

DUE JAN 10 Rides

DUE FEB 10 Food and Cooking



Enter online at TexasCoopPower.com/contests.

TCP See Focus on Texas on our website for many more Mailboxes photos from readers.



The Best Christmas Gift I Ever Gave

A simple offering made generations ago yields lifetime returns

BY W.A. MCCORMICK
ILLUSTRATION BY DAVID MOORE

WHEN I WAS ABOUT 8 or 10 years old, back in the 1950s, an old man moved into a little shack of a house about a quarter-mile from my family's little, very modest house. He was alone, and I worried about him.

Maybe my folks had mentioned that he was having hard times, but I don't remember for sure.

We had several big native pecan trees, and during the holidays we usually had an abundance of the delicious nuts.

One year when Christmas was coming up, the old man was in the back of my mind. I told my grandmother that I wanted to give him something for Christmas because otherwise he probably wouldn't get anything.

It was the first time in my life that I had thought about giving a gift, but I knew

how a gift could brighten my day. My grandmother suggested that I give the man a paper bag full of pecans, probably a pound or two.

That seemed so wrong to me. Gifts should be bright and shiny. But pecans were so common to me that they were like biscuits. The bag was just plain brown and didn't even have a ribbon.

Nevertheless, Grandma handed it to me and told me to go give it to the old man. I was almost embarrassed about the gift that seemed so unlike Christmas to me, but I did as Grandma said.

When I knocked on the door, the old man came, and I gave him the bag and told him I wanted him to have it for Christmas. He opened the bag and looked inside.

A big, beautiful smile spread across his face, and he told me that his Christmas wish for me was that I would have a "double header." I went back home puzzled about what a double header was until my grandfather explained that it was twice as much good as I might expect.

I learned later that the old man did not have any type of heat in that shack of his, and both his feet froze that winter. He died not long after that.

I have given a lot of gifts in my 76 years, but that one is at the top of my list of memorable gifts. I wish I (we) had done a lot more for a lonely, cold, probably hungry old man.

His wish for me has followed me all my life and kept me warm. ■

SACRED STONE OF THE SOUTHWEST IS ON THE BRINK OF EXTINCTION



Centuries ago, Persians, Tibetans and Mayans considered turquoise a gemstone of the heavens, believing the striking blue stones were sacred pieces of sky. Today, the rarest and most valuable turquoise is found in the American Southwest— but the future of the blue beauty is unclear.

On a recent trip to Tucson, we spoke with fourth generation turquoise traders who explained that less than five percent of turquoise mined worldwide can be set into jewelry and only about twenty mines in the Southwest supply gem-quality turquoise. Once a thriving industry, many Southwest mines have run dry and are now closed.

We found a limited supply of turquoise from Arizona and purchased it for our **Sedona Turquoise Collection**. Inspired by the work of those ancient craftsmen and designed to showcase the exceptional blue stone, each stabilized vibrant cabochon features a unique, one-of-a-kind matrix surrounded in Bali metalwork. You could drop over \$1,200 on a turquoise pendant, or you could secure 26 carats of genuine Arizona turquoise for **just \$99**.



Your satisfaction is 100% guaranteed. If you aren't completely happy with your purchase, send it back within 30 days for a complete refund of the item price.

The supply of Arizona turquoise is limited, don't miss your chance to own the Southwest's brilliant blue treasure. Call today!

Jewelry Specifications:

• **Arizona turquoise** • **Silver-finished settings**

Sedona Turquoise Collection

A. Pendant (26 cts)	\$299 *	\$99 +s&p Save \$200
B. 18" Bali Naga woven sterling silver chain		\$149 +s&p
C. 1 1/2" Earrings (10 ctw)	\$299 *	\$99 +s&p Save \$200
Complete Set**	\$747 *	\$249 +s&p Save \$498

**Complete set includes pendant, chain and earrings.

Call now and mention the offer code to receive your collection.

1-800-333-2045

Offer Code STC846-09

You must use the offer code to get our special price.

*Special price only for customers using the offer code versus the price on Stauer.com without your offer code.



Stauer® 14101 Southcross Drive W., Ste 155, Dept. STC846-09,
Burnsville, Minnesota 55337 www.stauer.com



26 carats
of genuine
Arizona turquoise
ONLY \$99

Necklace
enlarged
to show
luxurious
color

Stauer... Afford the Extraordinary.®

RENEWAL BY ANDERSEN LIMITED-TIME OFFER!

20% **AND** **\$100**
OFF ALL **OFF** Your
Windows and Doors¹ **Entire Purchase¹**

AND \$0 Money Down | **\$0** Interest | **\$0** Monthly Payments
for 12 months¹ Minimum purchase of 4. Interest accrues from the date of purchase but is waived if paid in full within 12 months.

TESTED, TRUSTED, AND TOTALLY PROVEN.³

"My overall experience was great. I love the window, and from sales to scheduling, the experience was very good. The installers are highly skilled professionals and I would recommend Renewal by Andersen to all my contacts."

LYNN F. | RENEWAL BY ANDERSEN CUSTOMER

**More 5 Star
Reviews**



**Nation's Best
Warranty[†]**

KEEP THE HEAT IN AND THE COLD AIR OUT!

Solving your window problems and having a comfortable home is easy and enjoyable when you choose Renewal by Andersen. Take advantage of this great offer to save money on your window project - and help save on high energy bills for years to come!



**RENEWAL
by ANDERSEN**
FULL-SERVICE WINDOW & DOOR REPLACEMENT

FINDYOURWINDOW.COM

Offer Ends December 31

Call for your **FREE** consultation.

833-786-0736

¹**DETAILS OF OFFER:** Offer expires 12/31/2023. Not valid with other offers or prior purchases. Get 20% off your entire purchase and \$0 money down, \$0 monthly payments, 0% interest when you purchase four (4) or more windows or entry/patio doors between 12/1/2023 and 12/31/2023. Additional \$100 off your entire purchase, minimum purchase of four (4) required, taken after initial discount(s), when you purchase by 12/31/2023. Subject to credit approval. Interest is billed during the promotional period, but all interest is waived if the purchase amount is paid before the expiration of the promotional period. Financing for GreenSky® consumer loan programs is provided by federally insured, federal and state chartered financial institutions without regard to age, race, color, religion, national origin, gender, or familial status. Savings comparison based on purchase of a single unit at list price. Available at participating locations and offer applies throughout the service area. See your local Renewal by Andersen location for details. CA License CLSB #1050316. Central CA License #1096271. License #RCE-50303. OR License #198571. WA License #RENEWAP877BM. WA License #RENEWAW856K6. FL License #CGC1527613. All other license numbers available upon request. Some Renewal by Andersen locations are independently owned and operated. ²Values are based on comparison of Renewal by Andersen® double-hung window U-Factor to the U-Factor for clear dual-pane glass non-metal frame default values from the 2006, 2009, 2012, 2015, and 2018 International Energy Conservation Code "Glazed Fenestration" Default Tables. ³Based on testing of 10 double-hung units per ASTM E2068 20 years after installation. [†]Review aggregator survey of 5-star reviews among leading full service window replacement companies. December 2020 Reputation. [†]It is the only warranty among top selling window companies that meets all of the following requirements: easy to understand terms, unrestricted transferability, installation coverage, labor coverage, geographically unrestricted, coverage for exterior color, insect screens and hardware, and no maintenance requirement. Visit renewalbyandersen.com/nationsbest for details. "Renewal by Andersen" and all other marks where denoted are trademarks of their respective owners. © 2024 Andersen Corporation. All rights reserved. RBA13668 *Using U.S. and imported parts.